

# Invesco Japanese Equity Advantage Fund

A (EUR)-AD Shares

31 March 2025

This marketing communication is directed at retail clients in the UK and Professional investors in Jersey and Guernsey. Investors should read the legal documents prior to investing.

## Summary of fund objective

The investment objective of the Fund is to seek long term capital appreciation, measured in Yen, through investment primarily in the equity securities of companies domiciled in or exercising the predominant part of their economic activity in Japan and which are listed on any exchanges or over the counter markets. The Fund will invest in companies who make advantageous use not only of their capital but also of their intangible assets (for example, but not limited to, brand values, technical development or strong customer base). The Fund may also invest, on an ancillary basis, in debt securities convertible into common shares and other equity linked instruments. For the full objectives and investment policy please consult the current prospectus. **On 9 August 2024, a Luxembourg domiciled SICAV named Invesco Responsible Japanese Equity Value Discovery Fund was merged into the Invesco Japanese Equity Advantage Fund, a sub-fund within the same fund umbrella.**

## Key facts



Tadao Minaguchi  
Managed fund since  
May 2006

**Share class launch**  
15 December 2011

**Original fund launch**<sup>1</sup>  
31 May 2006

**Legal status**  
Luxembourg SICAV with UCITS status

**Share class currency**  
EUR

**Share class type**  
Income

**Fund size**  
JPY 62.62 bn

**Reference Benchmark**<sup>2</sup>  
TOPIX Index (Net Total Return)

**Bloomberg code**  
JEAALX

**ISIN code**  
LU0607514634

**Settlement date**  
Trade Date + 3 Days

**Morningstar Rating**<sup>TM</sup>  
★★

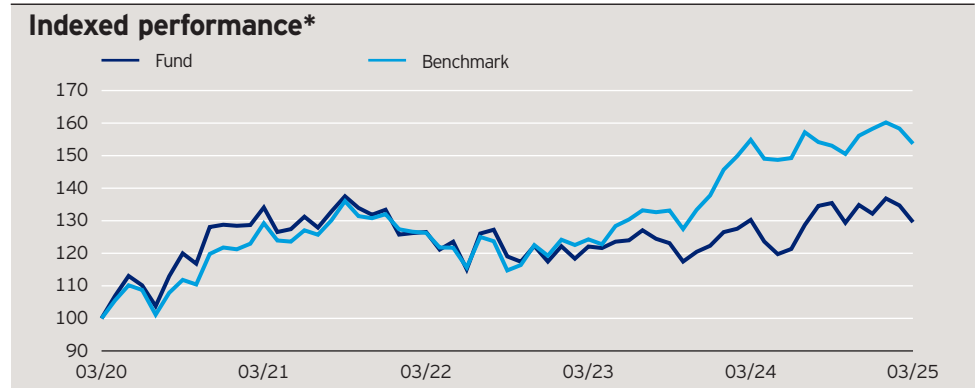
## Investment risks

For complete information on risks, refer to the legal documents. The value of investments and any income will fluctuate (this may partly be the result of exchange rate fluctuations) and investors may not get back the full amount invested.

## Fund Strategy

The fund manager uses a bottom up research process to focus on high quality companies with sustainable competitive advantages, particularly those with strong intangible values which generate healthy cash flows. Specifically, the team believes that companies with, including but not limited to, strong brands, technology and customer loyalty can offer compelling long-term investment returns when purchased at attractive prices. These values embedded within a robust business franchise are difficult to create or replicate, and allow companies to sustain a competitive advantage. The effective use of intangibles can generate strong free cash flow and increase enterprise value.

Past performance does not predict future returns. Data points are as at month end.



## Cumulative performance\*

in %	YTD	YTQ	1 month	1 year	3 years	5 years
Fund	-1.96	-1.96	-3.80	-0.52	2.40	29.58
Benchmark	-2.89	-2.89	-2.93	-0.76	21.69	53.68

## Calendar year performance\*

in %	2020	2021	2022	2023	2024
Fund	6.96	3.58	-11.94	4.13	8.06
Benchmark	3.32	8.41	-9.66	15.53	14.86

## Standardised rolling 12 month performance\*

in %	03.15	03.16	03.17	03.18	03.19	03.20	03.21	03.22	03.23	03.24	03.25
Fund	-7.94	22.68	4.88	8.34	-9.60	34.08	-5.63	-3.52	6.70	-0.52	
Benchmark	-10.61	22.85	5.24	-0.42	-5.43	29.23	-2.28	-1.59	24.60	-0.76	

The performance data shown does not take account of the commissions and costs incurred on the issue and redemption of units. Returns may increase or decrease as a result of currency fluctuations. The investment concerns the acquisition of units in an actively managed fund and not in a given underlying asset.

# Invesco Japanese Equity Advantage Fund

A (EUR)-AD Shares

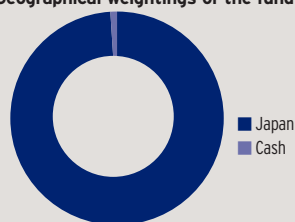
31 March 2025

## Top 10 holdings\*

(total holdings: 45)

Holding	Sector	%
USS	Consumer Discretionary	4.9
Sanrio	Consumer Discretionary	4.8
Keyence	Information Technology	4.4
Canon	Information Technology	4.3
Hoya	Health Care	4.0
Sumitomo Mitsui Financial	Financials	3.9
Trend Micro	Information Technology	3.9
ORIX	Financials	3.9
Mizuho Financial	Financials	3.8
Toyota Tsusho	Industrials	3.8

## Geographical weightings of the fund in %\*



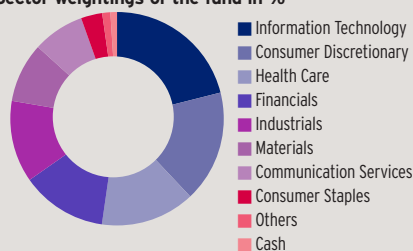
## Geographical weightings\*

	in %
Japan	99.0
Cash	1.0

## Sector weightings\*

	in %
Information Technology	21.1
Consumer Discretionary	16.9
Health Care	14.3
Financials	13.0
Industrials	12.4
Materials	9.0
Communication Services	7.8
Consumer Staples	3.2
Others	1.2
Cash	1.0

## Sector weightings of the fund in %\*



## Financial characteristics\*

Average weighted market capitalisation	EUR 19.71 bn
Median market capitalisation	EUR 4.41 bn

## NAV and fees

### Current NAV

EUR 27.68

### 12 month price high

EUR 29.71 (03/12/2024)

### 12 month price low

EUR 24.83 (05/08/2024)

### Minimum investment <sup>3</sup>

EUR 1,000

### Entry charge

Up to 5.00%

### Annual management fee

1.4%

### Ongoing costs <sup>4</sup>

1.73%

## 3 year characteristics\*\*

Alpha	-5.18
Beta	0.94
Correlation	0.80
Information ratio	-0.81
Sharpe ratio	0.53
Tracking error in %	6.92
Volatility in %	13.10

For detailed information about the 3 year characteristics please see <http://assets.invescohub.com/invesco-eu/glossary.pdf>.

# Invesco Japanese Equity Advantage Fund

A (EUR)-AD Shares

31 March 2025

---

## Important Information

<sup>1</sup>On 9 August 2024, a Luxembourg domiciled SICAV named Invesco Responsible Japanese Equity Value Discovery Fund was merged into the Invesco Japanese Equity Advantage Fund, a sub-fund within the same fund umbrella.

<sup>2</sup>Previous Benchmark: TOPIX (Total Return) up to 30 June 2020.

<sup>3</sup>The minimum investment amounts are: USD 1,500 / EUR 1,000 / GBP 1,000 / CHF 1,500 / SEK 10,000. Please contact us or refer to the most up to date Prospectus for details of minimum investment amounts in other currencies.

<sup>4</sup>The Ongoing costs represent management fee and operating fee of the Share class (including the operational expenses of the underlying funds). It excludes portfolio transaction costs. It is a percentage of the value of your investment per year. This is an estimate based on actual costs over the last year, or on expected costs if newly launched. For the ongoing charges calculated under the UCITS KIID UK methodology, please refer to the UK UCITS KIID available on the website here: <https://www.invesco.co.uk/uk/resources/literature>

**This marketing communication is directed at retail clients in the UK and Professional investors in Jersey and Guernsey. Investors should read the legal documents prior to investing. Data as at 31 March 2025, unless otherwise stated.**

This is marketing material and not financial advice. It is not intended as a recommendation to buy or sell any particular asset class, security or strategy. Regulatory requirements that require impartiality of investment/investment strategy recommendations are therefore not applicable nor are any prohibitions to trade before publication. Views and opinions are based on current market conditions and are subject to change. For information on our funds and the relevant risks, refer to the Key Information Documents/Key Investor Information Documents (local languages) and Prospectus (English, French, German, Spanish, Italian), and the financial reports, available from [www.invesco.eu](http://www.invesco.eu). A summary of investor rights is available in English from [www.invescomanagementcompany.lu](http://www.invescomanagementcompany.lu). The management company may terminate marketing arrangements. Not all share classes of this fund may be available for public sale in all jurisdictions and not all share classes are the same nor do they necessarily suit every investor. If investors are unsure if this product is suitable for them, they should seek advice from a financial adviser.

© 2025 Morningstar. All rights reserved. The information contained herein: (1) is proprietary to Morningstar and/or its content providers; (2) may not be copied or distributed; and (3) is not warranted to be accurate, complete or timely. Neither Morningstar nor its content providers are responsible for any damages or losses arising from any use of this information.

Issued by Invesco Management S.A., President Building, 37A Avenue JF Kennedy, L-1855 Luxembourg, regulated by the Commission de Surveillance du Secteur Financier, Luxembourg. **Jersey:** Consent under the Control of Borrowing (Jersey) Order 1958 (the "COBO Order") has not been obtained for the circulation of this document. The offer that is the subject of this document may only be made in Jersey where it is valid in the United Kingdom. **In Guernsey the fund can only be promoted to Professional Clients.**

# Invesco Japanese Equity Advantage Fund

A (EUR)-AD Shares

31 March 2025

## SFDR (Sustainable Finance Disclosure Regulation)

The Fund complies with Article 8 with respect to the EU's Sustainable Finance Disclosure Regulation\*. As such, the fund promotes, among other characteristics, environmental or social characteristics or a combination of those characteristics. In addition, the companies in which the fund invests follow good governance practices. \*Regulation (EU) 2019/2088 on sustainability - related disclosures in the financial services sector.

## Exclusion Framework

The Fund embeds an exclusionary framework to specific activities based on UN Global Compact, severe governmental sanctions, revenue thresholds for certain activities linked to environmental and/or social criteria, as well as ensuring that companies follow good governance practices. The list of activities and their thresholds are listed below. For further details on the exclusion framework and characteristics applied by the fund please refer to the website of the manager <https://www.invescomanagementcompany.lu>:

<b>UN Global Compact</b>	- Non-Compliant
<b>Country sanctions</b>	- Sanctioned investments are prohibited*
<b>Controversial weapons</b>	- 0% of revenue including companies involved in the manufacture of nuclear warheads or whole nuclear missiles outside of the Non-Proliferation Treaty (NPT)
<b>Coal</b>	- Thermal Coal extraction: $\geq 5\%$ of revenue - Thermal Coal Power Generation: $\geq 10\%$ of revenue
<b>Unconventional oil &amp; gas</b>	- $\geq 5\%$ of revenue on each of the following: Arctic oil & gas exploration; Oil sands extraction; Shale energy extraction;
<b>Tobacco</b>	- Tobacco Products production: $\geq 5\%$ of revenue - Tobacco related products and services: $\geq 5\%$ of revenue
<b>Others</b>	- Recreational cannabis: $\geq 5\%$ of revenue
<b>Good governance</b>	- Ensure that companies follow good governance practices in the areas of sound management structures, employee relations, remuneration and tax compliance
<b>Military Contracting</b>	- Military Contracting Overall $\geq 10\%$

\*At Invesco we continuously monitor any applicable sanctions, including those imposed by the UN/US/EU and UK. These sanctions may preclude investments in the securities of various governments/regimes/entities and as such will be included in our compliance guidelines and workflows (designed to ensure compliance with such sanctions). The wording of international sanctions is something that we pay particular attention to as there are occasions where sanctions can exist in limited form, for example allowing investments in the secondary market. In addition to sanctions targeting entire countries, there are other thematic regimes, which may focus for example on human rights, cyber attacks, terrorist financing and corruption, which may apply to both individuals and/or entities/corporations.

Any investment decision should take into account all the characteristics of the fund as described in the legal documents. For sustainability related aspects, please refer to: <https://www.invescomanagementcompany.lu/lux-manco/literature>.

## Invesco's Approach to ESG

Invesco has an investment-led ESG approach. We provide a comprehensive range of ESG-focused capabilities that enable clients to express their values through investing. Where appropriate, for certain funds, we also integrate financially material ESG considerations, taking into account critical factors that help us deliver strong outcomes to clients.