

### Summary of fund objective

The Fund is actively managed. The objective of the Fund is to provide capital growth by investing primarily in short term investment grade debt securities (including Money Market Instruments and money market funds) denominated in Euro. For the avoidance of doubt, the Fund will not invest greater than 10% of its NAV in money market funds. For the full objectives and investment policy please consult the current prospectus.

### Key facts



**Luke Greenwood**  
London  
Managed fund since August 2013



**Lyndon Man**  
London  
Managed fund since August 2013

#### Share class launch

04 May 2011

#### Original fund launch

04 May 2011

#### Legal status

Luxembourg SICAV with UCITS status

#### Share class currency

EUR

#### Share class type

Accumulation

#### Fund size

EUR 773.93 mn

#### Reference Benchmark

Bloomberg Euro Aggregate 1-3 Year Total Return Index (EUR)

#### Bloomberg code

IESTEAE LX

#### ISIN code

LU0607519609

#### Settlement date

Trade Date + 3 Days

#### Morningstar Rating™

★★

### Investment risks

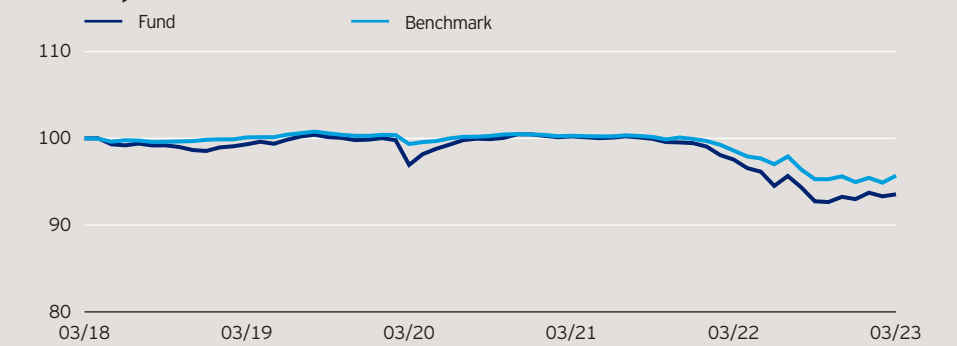
For complete information on risks, refer to the legal documents. The value of investments and any income will fluctuate (this may partly be the result of exchange rate fluctuations) and investors may not get back the full amount invested. Debt instruments are exposed to credit risk which is the ability of the borrower to repay the interest and capital on the redemption date. Changes in interest rates will result in fluctuations in the value of the fund. The fund uses derivatives (complex instruments) for investment purposes, which may result in the fund being significantly leveraged and may result in large fluctuations in the value of the fund.

### Fund Strategy

The fund is primarily invested in short-dated, Euro denominated, investment grade government and corporate bonds. The fund has some limited flexibility to invest in high yield bonds and non-Euro denominated issues. Non-Euro denominated bonds are currency hedged to Euro. Investments in the fund are highly diversified and seek to help in the fund's aim of providing capital growth. High yield bonds are typically invested in the subordinated bonds, those repaid after other debts following company liquidation, of high-quality companies and rising star opportunities. Rising stars are bonds which were considered speculative when issued, but have since improved their investment rating.

Past performance does not predict future returns. Data points are as at month end.

#### Indexed performance\*



#### Cumulative performance\*

in %	YTD	1 month	1 year	3 years	5 years
Fund	0.60	0.25	-4.10	-3.50	-6.45
Benchmark	0.78	0.85	-2.93	-3.67	-4.30

#### Calendar year performance\*

in %	2018	2019	2020	2021	2022
Fund	-1.85	1.32	0.61	-1.01	-6.49
Benchmark	-0.15	0.44	0.17	-0.52	-4.97

#### Standardised rolling 12 month performance\*

in %	03.13	03.14	03.15	03.16	03.17	03.18	03.19	03.20	03.21	03.22	03.23
Fund	2.93	2.26	-0.79	0.67	-0.11	-0.68	-2.39	3.38	-2.66	-4.10	
Benchmark	2.12	1.53	0.45	0.17	0.07	0.11	-0.76	0.96	-1.71	-2.93	

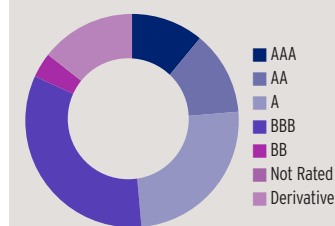
The performance data shown does not take account of the commissions and costs incurred on the issue and redemption of units. Returns may increase or decrease as a result of currency fluctuations. The investment concerns the acquisition of units in a fund and not in a given underlying asset.

# Invesco Euro Short Term Bond Fund

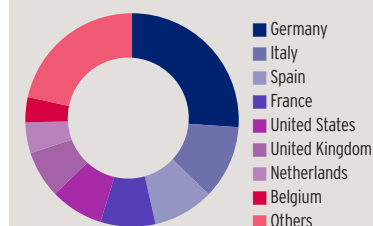
E-Acc Shares

31 March 2023

## Credit ratings of the fund in %\*



## Geographical weightings of the fund in %\*



## NAV and fees

### Current NAV

EUR 10.33

### 12 month price high

EUR 10.77 (04/04/2022)

### 12 month price low

EUR 10.17 (21/10/2022)

### Minimum investment <sup>1</sup>

EUR 500

### Entry charge

Up to 3.00%

### Annual management fee

0.8%

### Ongoing charges <sup>2</sup>

0.98%

## Credit ratings\*

(average rating: A)

in %	Fund	Bench mark
AAA	12.5	26.1
AA	14.4	26.7
A	28.3	19.2
BBB	37.7	27.7
BB	4.3	0.0
Not Rated	0.1	0.3
Derivative	16.3	-
Cash	-13.6	-

## Duration distribution\*

(average duration: 2.1)

in %	Fund	Bench mark
0-1 year	18.3	7.8
1-3 years	66.7	92.2
3-5 years	14.8	0.0
5-7 years	0.2	0.1

## Sector weightings\*

in %	Fund	Bench mark
<b>Corporate</b>	53.3	24.2
Financials	32.0	12.3
Industrial	17.9	10.4
Utility	3.4	1.5
<b>Derivatives</b>	16.3	0.0
<b>Funds</b>	0.1	0.0
<b>Non-US Govt/Agency</b>	41.1	67.4
<b>Securitised</b>	0.0	8.5
<b>Treasuries</b>	2.9	0.0
<b>Cash</b>	-13.6	0.0

## Yield %\*

Gross Current Yield	1.88
Gross Redemption Yield	3.47

## Geographical weightings\*

in %	Fund	Bench mark
Germany	29.6	20.9
Italy	12.7	15.0
Spain	10.5	10.3
France	9.5	20.3
United States	9.2	4.1
United Kingdom	8.1	2.6
Netherlands	5.3	4.1
Belgium	4.3	2.3
Others	24.5	20.5
Cash	-13.6	0.0

## Maturity distribution\*

in %	Fund	Bench mark
0-3 years	76.2	96.3
3-7 years	13.1	2.0
7-10 years	2.8	0.3
10-15 years	0.2	0.0
15+ years	7.8	1.4

## Currency exposure\*

in %	Fund	Bench mark
Europe	100.2	100.0
UK	0.0	0.0
Dollar Bloc	-0.2	0.0

Source: \*Invesco. Costs may increase or decrease as result of currency and exchange rate fluctuations. Consult the legal documents for further information on costs. Portfolio weightings and allocations are subject to change. The weightings for each breakdown are rounded to the nearest tenth or hundredth of a percent; therefore, the aggregate weights for each breakdown may not equal 100%.

---

# Invesco Euro Short Term Bond Fund

## E-Acc Shares

31 March 2023

---

### Important Information

<sup>1</sup>The minimum investment amounts are: EUR 500 / USD 650 / GBP 400 / CHF 650 / SEK 4,500. Please contact us or refer to the most up to date Prospectus for details of minimum investment amounts in other currencies.

<sup>2</sup>The Ongoing Charges figure includes the annual management fee and other administrative or operating costs. It is a percentage of the value of your investment per year. This is an estimate based on actual costs over the last year.

**This marketing communication is directed at retail clients in the UK. Investors should read the legal documents prior to investing.**

Where individuals or the business have expressed opinions, they are based on current market conditions, they may differ from those of other investment professionals and are subject to change without notice. This marketing communication is not an invitation to subscribe for shares in the fund and is by way of information only, it should not be considered financial advice. Persons interested in acquiring the fund should inform themselves as to (i) the legal requirements in the countries of their nationality, residence, ordinary residence or domicile; (ii) any foreign exchange controls and (iii) any relevant tax consequences. This does not constitute an offer or solicitation by anyone in any jurisdiction in which such an offer is not authorised or to any person to whom it is unlawful to make such an offer or solicitation. As with all investments, there are associated risks. This document is by way of information only. Asset management services are provided by Invesco in accordance with appropriate local legislation and regulations. The fund is available only in jurisdictions where its promotion and sale is permitted. Not all share classes of this fund may be available for public sale in all jurisdictions and not all share classes are the same nor do they necessarily suit every investor. Fee structure and minimum investment levels may vary dependent on share class chosen. Please check the most recent version of the fund prospectus in relation to the criteria for the individual share classes and contact your local Invesco office for full details of the fund registration status in your jurisdiction. This is marketing material and not intended as a recommendation to buy or sell any particular asset class, security or strategy. Regulatory requirements that require impartiality of investment/investment strategy recommendations are therefore not applicable nor are any prohibitions to trade before publication. The yields shown are expressed as a % per annum of the current NAV of the fund. They are an estimate for the next 12 months, assuming that the fund's portfolio remains unchanged and there are no defaults or deferrals of coupon payments or capital repayments. Cash income is estimated coupons from bonds. The gross current yield is an indication of the expected cash income over the next 12 months. The estimated gross redemption yield is a longer-term picture indicating expected annual total return. This means that in addition to expected cash income, it includes the amortised annual value of unrealised capital gains or losses of bond holdings currently held by the fund, calculated with reference to their current market price and expected redemption value made upon maturity of the bonds. Neither of the yields is guaranteed. Nor do they reflect the fund charges or the entry charge of the fund. Investors may be subject to tax on distributions. For more information on our funds and the relevant risks, please refer to the share class-specific Key Investor Information Documents, the Annual or Interim Reports, the Prospectus, and constituent documents, available from [www.invesco.eu](http://www.invesco.eu). A summary of investor rights is available in English from [www.invescomanagementcompany.lu](http://www.invescomanagementcompany.lu). The management company may terminate marketing arrangements. Please be advised that the information provided in this document is referring to the E-Acc Shares exclusively. The Invesco Euro Short Term Bond Fund is domiciled in Luxembourg.

© 2023 Morningstar. All rights reserved. The information contained herein: (1) is proprietary to Morningstar and/or its content providers; (2) may not be copied or distributed; and (3) is not warranted to be accurate, complete or timely. Neither Morningstar nor its content providers are responsible for any damages or losses arising from any use of this information.

**Additional information for the UK:** Issued by Invesco Management S.A., President Building, 37A Avenue JF Kennedy, L-1855 Luxembourg, regulated by the Commission de Surveillance du Secteur Financier, Luxembourg.

# Invesco Euro Short Term Bond Fund

## E-Acc Shares

31 March 2023

### SFDR (Sustainable Finance Disclosure Regulation)

The Fund complies with Article 8 with respect to the EU's Sustainable Finance Disclosure Regulation\*. As such, the fund promotes, among other characteristics, environmental or social characteristics or a combination of those characteristics. In addition, the companies in which the fund invests follow good governance practices. \*Regulation (EU) 2019/2088 on sustainability - related disclosures in the financial services sector.

### Exclusion Framework

The Fund embeds an exclusionary framework to specific activities based on UN Global Compact, severe governmental sanctions, revenue thresholds for certain activities linked to environmental and/or social criteria, as well as ensuring that companies follow good governance practices. The list of activities and their thresholds are listed below:

<b>UN Global Compact</b>	- Non-Compliant
<b>Country sanctions</b>	- Sanctioned investments are prohibited*
<b>Controversial weapons</b>	- 0% of revenue including companies involved in the manufacture of nuclear warheads or whole nuclear missiles outside of the Non-Proliferation Treaty (NPT)
<b>Coal</b>	- Thermal Coal extraction: $\geq 5\%$ of revenue - Thermal Coal Power Generation: $\geq 10\%$ of revenue
<b>Unconventional oil &amp; gas</b>	- $\geq 5\%$ of revenue on each of the following: Arctic oil & gas exploration; Oil sands extraction; Shale energy extraction;
<b>Tobacco</b>	- Tobacco Products production: $\geq 5\%$ of revenue - Tobacco related products and services: $\geq 5\%$ of revenue
<b>Others</b>	- Recreational cannabis: $\geq 5\%$ of revenue
<b>Good governance</b>	- Ensure that companies follow good governance practices in the areas of sound management structures, employee relations, remuneration and tax compliance
<b>Military Contracting</b>	- Military Contracting Overall $\geq 10\%$ - Small Arms Overall $\geq 0\%$

\*At Invesco we continuously monitor any applicable sanctions, including those imposed by the UN/US/EU and UK. These sanctions may preclude investments in the securities of various governments/regimes/entities and as such will be included in our compliance guidelines and workflows (designed to ensure compliance with such sanctions). The wording of international sanctions is something that we pay particular attention to as there are occasions where sanctions can exist in limited form, for example allowing investments in the secondary market. In addition to sanctions targeting entire countries, there are other thematic regimes, which may focus for example on human rights, cyber attacks, terrorist financing and corruption, which may apply to both individuals and/or entities/corporations.

Any investment decision should take into account all the characteristics of the fund as described in the legal documents. For sustainability related aspects, please refer to: <https://www.invescomanagementcompany.lu/lux-manco/literature>.

At Invesco we have looked to put in place minimum safeguards across multiple sub-funds of Invesco Funds (as listed above) to allow them to meet Article 8 requirements of the SFDR Regulation as of 2 November 2021. To be classified as a so-called Article 8 product, the sub-funds need to promote, among other things, environmental and/or social characteristics while also ensuring that investee companies follow good governance practices. In order to meet such requirements, it was determined that we would look to exclude certain activities based on certain thresholds, which may be updated from time to time. For further details please refer to the website of the management company at <https://www.invescomanagementcompany.lu>.

As noted above this is a proprietary framework developed by Invesco in line with Article 8 requirements of the Regulation (EU) 2019/2088 on sustainability. The framework is developed, maintained and monitored by Invesco. In order to assess companies against the noted criteria, Invesco uses a combination of Sustainalytics and ISS (Institutional Shareholder Services) to assess compliance, however, this can be supplemented with other service providers where appropriate. While there is a broad coverage across the various systems, there is no one system that has complete coverage of the entire investment universe. As a result, investment teams will be responsible for conducting an assessment of companies for which data is not available, under the appropriate supervision and oversight of our investment compliance and ESG teams.

### Invesco's Commitment to ESG

Invesco has an investment-led ESG approach. We provide a comprehensive range of ESG-focused capabilities that enable clients to express their values through investing. We also integrate financially material ESG considerations across our investment platform, taking into account critical factors that help us deliver strong outcomes to clients.