

### Summary of fund objective

The Fund is actively managed. The objective of the Fund is to achieve long-term capital growth by investing in securities of Greater China. For the full objectives and investment policy please consult the current prospectus.

### Key facts



Mike Shiao  
Hong Kong  
Managed fund since  
December 2006

#### Share class launch

14 August 2000

#### Original fund launch

15 July 1992

#### Legal status

Luxembourg SICAV with UCITS status

#### Share class currency

EUR

#### Share class type

Accumulation

#### Fund size

USD 545.30 mn

#### Reference Benchmark

MSCI Golden Dragon Index (Net Total Return)

#### Bloomberg code

INVPGCE LX

#### ISIN code

LU0115143165

#### Settlement date

Trade Date + 3 Days

#### Morningstar Rating™

★★★

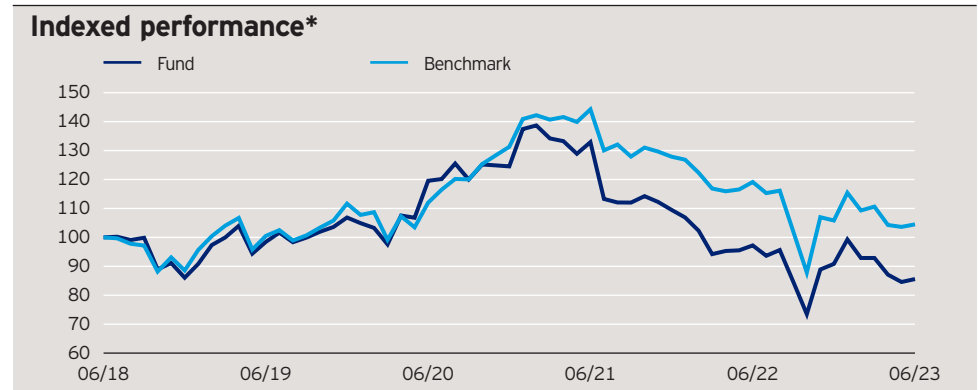
### Investment risks

For complete information on risks, refer to the legal documents. The value of investments and any income will fluctuate (this may partly be the result of exchange rate fluctuations) and investors may not get back the full amount invested. As a large portion of the fund is invested in less developed countries, you should be prepared to accept significantly large fluctuations in the value of the fund. As this fund is invested in a particular country, you should be prepared to accept greater fluctuations in the value of the fund than for a fund with a broader investment mandate. The fund may invest in certain securities listed in China which can involve significant regulatory constraints that may affect the liquidity and/or the investment performance of the fund. The fund invests in a limited number of holdings and is less diversified. This may result in large fluctuations in the value of the fund.

### Fund Strategy

The fund aims to achieve long-term capital growth by investing in securities of Greater China. The team makes use of a bottom-up, selective approach to invest in companies that display sustainable leadership and competitive advantages, while trading at a discount to their view of fair value. A well-resourced and experienced team engages in on-the-ground research to gain an informational advantage and an opportunity to achieve favourable returns. Environmental, Social and Governance (ESG) considerations are fully integrated in the investment process.

Past performance does not predict future returns. Data points are as at month end.



### Cumulative performance\*

in %	YTD	1 month	1 year	3 years	5 years
Fund	-5.76	1.19	-11.96	-28.41	-14.41
Benchmark	-1.27	0.84	-12.30	-6.70	4.49

### Calendar year performance\*

in %	2018	2019	2020	2021	2022
Fund	-10.91	24.18	16.54	-12.07	-17.07
Benchmark	-10.50	26.06	17.58	-2.60	-17.25

### Standardised rolling 12 month performance\*

in %	06.13	06.14	06.15	06.16	06.17	06.18	06.19	06.20	06.21	06.22	06.23
Fund	18.18	29.00	-9.96	20.46	13.73	-1.55	21.44	11.17	-26.86	-11.96	
Benchmark	11.46	41.55	-16.89	27.18	11.84	0.52	11.42	28.79	-17.40	-12.30	

The performance data shown does not take account of the commissions and costs incurred on the issue and redemption of units. Returns may increase or decrease as a result of currency fluctuations. The investment concerns the acquisition of units in a fund and not in a given underlying asset.

# Invesco Greater China Equity Fund

E-Acc Shares

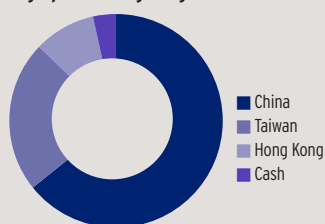
30 June 2023

## Holdings and active weights\*

(total holdings: 45)

Top 10 holdings	%	Top 10 overweight	+	Top 10 underweight	-
Taiwan Semiconductor	10.0	Bank of China 'H'	3.3	Taiwan Semiconductor	3.4
Tencent	9.6	Asustek Computer	2.9	Hong Kong Exchanges & Clearing	1.3
Alibaba	6.7	JD.com	2.5	Hon Hai Precision Industry	1.3
AIA	5.1	Tingyi Cayman Islands	2.5	Ping An Insurance Group Co of China	1.2
Meituan	4.6	Meituan	2.3	NetEase	1.1
Bank of China 'H'	4.2	Largan Precision	2.3	MediaTek	1.0
JD.com	3.7	China Merchants Bank 'A'	2.1	BYD	0.9
Asustek Computer	3.1	Gourmet Master	2.0	Industrial & Commercial Bank of China 'H'	0.9
Baidu	2.8	Tencent	1.9	Yum China US	0.7
Tingyi Cayman Islands	2.6	Suofeiya Home Collection 'A'	1.8	Delta Electronics	0.6

## Geographical weightings of the fund in %\*

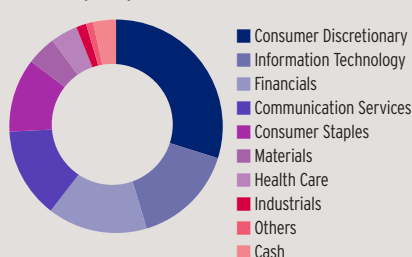


## Geographical weightings\*

in %	Fund	Bench mark	in %	Fund	Bench mark
China	64.2	58.8	Consumer Discretionary	29.8	18.0
Taiwan	23.0	30.3	Information Technology	15.5	25.5
Hong Kong	9.3	10.1	Financials	15.1	19.1
Macau	0.0	0.6	Communication Services	13.7	12.3
United States	0.0	0.2	Consumer Staples	11.2	4.1
Cash	3.5	0.0	Materials	4.5	3.4
			Health Care	4.1	3.2
			Industrials	1.5	5.7
			Others	1.1	8.6
			Cash	3.5	0.0

## Sector weightings\*

## Sector weightings of the fund in %\*



## Financial characteristics\*

Average weighted market capitalisation	EUR 125.55 bn
Median market capitalisation	EUR 7.45 bn

## NAV and fees

### Current NAV

EUR 42.41

### 12 month price high

EUR 50.44 (27/01/2023)

### 12 month price low

EUR 36.40 (31/10/2022)

### Minimum investment <sup>1</sup>

EUR 500

### Entry charge

Up to 3.00%

### Annual management fee

2.25%

### Ongoing charges <sup>2</sup>

2.77%

## 3 year characteristics\*\*

Alpha	-8.43
Beta	1.03
Correlation	0.97
Information ratio	-1.25
Sharpe ratio	-0.57
Tracking error in %	6.74
Volatility in %	22.30

For detailed information about the 3 year characteristics please see <http://assets.invescohub.com/invesco-eu/glossary.pdf>.

Source: \*Invesco. Costs may increase or decrease as result of currency and exchange rate fluctuations. Consult the legal documents for further information on costs. Portfolio weightings and allocations are subject to change. The weightings for each breakdown are rounded to the nearest tenth or hundredth of a percent; therefore, the aggregate weights for each breakdown may not equal 100%. The top 10 overweight and underweight positions represent the largest weighting differences between the fund and the benchmark. \*\*Morningstar.

---

# Invesco Greater China Equity Fund

## E-Acc Shares

30 June 2023

---

### Important Information

<sup>1</sup>The minimum investment amounts are: EUR 500 / USD 650 / GBP 400 / CHF 650 / SEK 4,500. Please contact us or refer to the most up to date Prospectus for details of minimum investment amounts in other currencies.

<sup>2</sup>The Ongoing Charges figure includes the annual management fee and other administrative or operating costs. It is a percentage of the value of your investment per year. This is an estimate based on actual costs over the last year. It excludes portfolio transaction costs except in the case of an entry or exit charge paid by the Fund when buying or selling shares/units in another fund.

**This marketing communication is directed at retail clients in the UK. Investors should read the legal documents prior to investing. Data as at 30 June 2023, unless otherwise stated.**

This is marketing material and not financial advice. It is not intended as a recommendation to buy or sell any particular asset class, security or strategy. Regulatory requirements that require impartiality of investment/investment strategy recommendations are therefore not applicable nor are any prohibitions to trade before publication. Views and opinions are based on current market conditions and are subject to change. For more information on our funds and the relevant risks, please refer to the share class-specific Key Information Documents/Key Investor Information Documents (available in local language), the financial reports and the Prospectus, available from [www.invesco.eu](http://www.invesco.eu). A summary of investor rights is available in English from [www.invescomanagementcompany.lu](http://www.invescomanagementcompany.lu). The management company may terminate marketing arrangements. Not all share classes of this fund may be available for public sale in all jurisdictions and not all share classes are the same nor do they necessarily suit every investor. If investors are unsure if this product is suitable for them, they should seek advice from a financial adviser.

© 2023 Morningstar. All rights reserved. The information contained herein: (1) is proprietary to Morningstar and/or its content providers; (2) may not be copied or distributed; and (3) is not warranted to be accurate, complete or timely. Neither Morningstar nor its content providers are responsible for any damages or losses arising from any use of this information.

Issued by Invesco Management S.A., President Building, 37A Avenue JF Kennedy, L-1855 Luxembourg, regulated by the Commission de Surveillance du Secteur Financier, Luxembourg.

# Invesco Greater China Equity Fund

## E-Acc Shares

30 June 2023

### SFDR (Sustainable Finance Disclosure Regulation)

The Fund complies with Article 8 with respect to the EU's Sustainable Finance Disclosure Regulation\*. As such, the fund promotes, among other characteristics, environmental or social characteristics or a combination of those characteristics. In addition, the companies in which the fund invests follow good governance practices. \*Regulation (EU) 2019/2088 on sustainability - related disclosures in the financial services sector.

### Exclusion Framework

The Fund embeds an exclusionary framework to specific activities based on UN Global Compact, severe governmental sanctions, revenue thresholds for certain activities linked to environmental and/or social criteria, as well as ensuring that companies follow good governance practices. The list of activities and their thresholds are listed below:

<b>UN Global Compact</b>	- Non-Compliant
<b>Country sanctions</b>	- Sanctioned investments are prohibited*
<b>Controversial weapons</b>	- 0% of revenue including companies involved in the manufacture of nuclear warheads or whole nuclear missiles outside of the Non-Proliferation Treaty (NPT)
<b>Coal</b>	- Thermal Coal extraction: $\geq 5\%$ of revenue - Thermal Coal Power Generation: $\geq 10\%$ of revenue
<b>Unconventional oil &amp; gas</b>	- $\geq 5\%$ of revenue on each of the following: Arctic oil & gas exploration; Oil sands extraction; Shale energy extraction;
<b>Tobacco</b>	- Tobacco Products production: $\geq 5\%$ of revenue - Tobacco related products and services: $\geq 5\%$ of revenue
<b>Others</b>	- Recreational cannabis: $\geq 5\%$ of revenue
<b>Good governance</b>	- Ensure that companies follow good governance practices in the areas of sound management structures, employee relations, remuneration and tax compliance

\*At Invesco we continuously monitor any applicable sanctions, including those imposed by the UN/US/EU and UK. These sanctions may preclude investments in the securities of various governments/regimes/entities and as such will be included in our compliance guidelines and workflows (designed to ensure compliance with such sanctions). The wording of international sanctions is something that we pay particular attention to as there are occasions where sanctions can exist in limited form, for example allowing investments in the secondary market. In addition to sanctions targeting entire countries, there are other thematic regimes, which may focus for example on human rights, cyber attacks, terrorist financing and corruption, which may apply to both individuals and/or entities/corporations.

Any investment decision should take into account all the characteristics of the fund as described in the legal documents. For sustainability related aspects, please refer to: <https://www.invescomanagementcompany.lu/lux-manco/literature>.

At Invesco we have looked to put in place minimum safeguards across multiple sub-funds of Invesco Funds (as listed above) to allow them to meet Article 8 requirements of the SFDR Regulation as of 2 November 2021. To be classified as a so-called Article 8 product, the sub-funds need to promote, among other things, environmental and/or social characteristics while also ensuring that investee companies follow good governance practices. In order to meet such requirements, it was determined that we would look to exclude certain activities based on certain thresholds, which may be updated from time to time. For further details please refer to the website of the management company at <https://www.invescomanagementcompany.lu>.

As noted above this is a proprietary framework developed by Invesco in line with Article 8 requirements of the Regulation (EU) 2019/2088 on sustainability. The framework is developed, maintained and monitored by Invesco. In order to assess companies against the noted criteria, Invesco uses a combination of Sustainalytics and ISS (Institutional Shareholder Services) to assess compliance, however, this can be supplemented with other service providers where appropriate. While there is a broad coverage across the various systems, there is no one system that has complete coverage of the entire investment universe. As a result, investment teams will be responsible for conducting an assessment of companies for which data is not available, under the appropriate supervision and oversight of our investment compliance and ESG teams.

### Invesco's Commitment to ESG

Invesco has an investment-led ESG approach. We provide a comprehensive range of ESG-focused capabilities that enable clients to express their values through investing. We also integrate financially material ESG considerations across our investment platform, taking into account critical factors that help us deliver strong outcomes to clients.