

Summary of fund objective

The Fund is actively managed. The Fund's investment objective is long-term growth of capital. In seeking to meet its objective, the Fund invests primarily in the equity and equity related securities of companies engaged predominantly in exploring for, mining, processing, or dealing and investing in gold and other precious metals such as silver, platinum and palladium, as well as diamonds, worldwide. For the full objectives and investment policy please consult the current prospectus.

Key facts



Shanquan Li
New York
Managed fund since
June 2020

Share class launch

21 June 2010

Original fund launch ¹

21 June 2010

Legal status

Luxembourg SICAV with UCITS status

Share class currency

EUR

Share class type

Accumulation

Fund size

USD 81.32 mn

Reference Benchmark ²

Philadelphia Stock Exchange Gold & Silver Index (Total Return)

Bloomberg code

IVGPMEA LX

ISIN code

LU0503253931

Settlement date

Trade Date + 3 Days

Morningstar Rating™

★★★

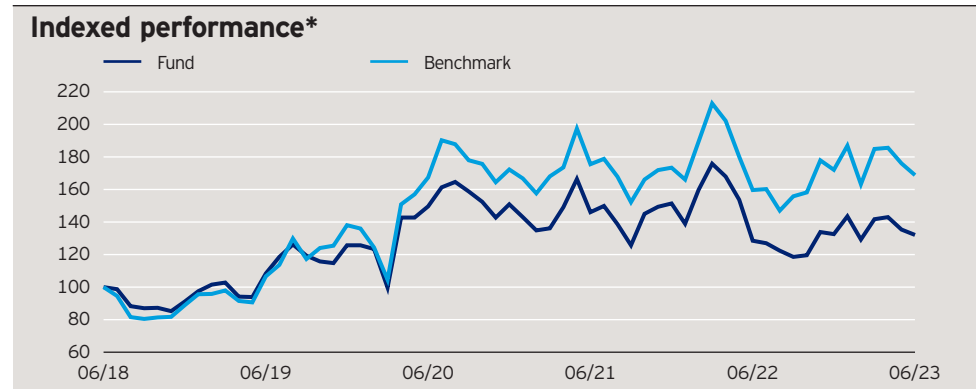
Investment risks

For complete information on risks, refer to the legal documents. The value of investments and any income will fluctuate (this may partly be the result of exchange rate fluctuations) and investors may not get back the full amount invested. The fund uses derivatives (complex instruments) for investment purposes, which may result in the fund being significantly leveraged and may result in large fluctuations in the value of the fund. The fund invests in a limited number of holdings and is less diversified. This may result in large fluctuations in the value of the fund. This is a small companies fund, you should be prepared to accept a higher degree of risk than a fund that invests in larger companies. As this fund is invested in a particular sector, you should be prepared to accept greater fluctuations in the value of the fund than for a fund with a broader investment mandate. Investment in instruments providing exposure to commodities is generally considered to be high risk which may result in large fluctuations in the value of the fund. Investments in small and medium sized companies involve greater risks than those customarily associated with larger companies.

Fund Strategy

The fund is an actively managed portfolio that typically invests in stocks of mining companies which provide diversified exposure to gold and other precious metals. The investment team selects stocks based on bottom-up fundamental analysis at the individual company level. Its strategy can be considered contrarian. The strategy takes a long-term view on commodity prices and focuses on companies with quality management teams and quality assets. This results in an emphasis on valuation and risk/reward profiles.

Past performance does not predict future returns. Data points are as at month end.



Cumulative performance*

in %	YTD	1 month	1 year	3 years	5 years
Fund	-0.38	-2.44	2.77	-11.73	32.06
Benchmark	-1.90	-4.10	5.74	0.85	68.81

Calendar year performance*

in %	2018	2019	2020	2021	2022
Fund	-18.82	37.99	20.04	0.34	-12.44
Benchmark	-12.20	55.38	24.80	0.64	-0.75

Standardised rolling 12 month performance*

in %	06.13	06.14	06.15	06.16	06.17	06.18	06.19	06.20	06.21	06.22	06.23
Fund	21.20	-14.04	41.21	-17.26	-15.48	8.40	38.03	-2.38	-12.02	2.77	
Benchmark	7.85	-22.18	56.26	-18.88	-0.66	6.64	56.96	4.86	-9.05	5.74	

The performance data shown does not take account of the commissions and costs incurred on the issue and redemption of units. Returns may increase or decrease as a result of currency fluctuations. The investment concerns the acquisition of units in a fund and not in a given underlying asset.

Invesco Gold & Special Minerals Fund

E-Acc Shares

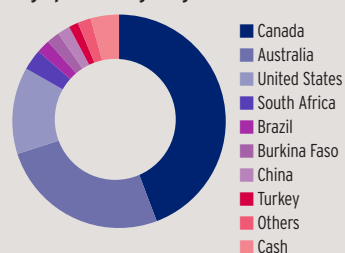
30 June 2023

Top 10 holdings*

(total holdings: 124)

Holding	%
Barrick Gold	4.8
Northern Star Resources	4.5
Freeport-McMoRan	4.4
Agnico Eagle Mines	4.1
Ivanhoe Mines	3.7
Newmont	3.4
De Grey Mining	3.0
Evolution Mining	3.0
Chalice Mining	2.6
Allkem	2.6

Geographical weightings of the fund in %*

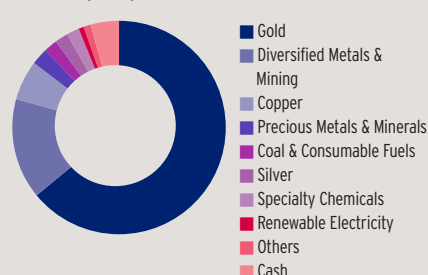


Geographical weightings*

	in %		in %
Canada	44.3	Gold	64.0
Australia	25.8	Diversified Metals & Mining	15.3
United States	13.2	Copper	6.0
South Africa	3.2	Precious Metals & Minerals	2.5
Brazil	2.0	Coal & Consumable Fuels	2.0
Burkina Faso	1.9	Silver	2.0
China	1.9	Specialty Chemicals	1.9
Turkey	1.4	Renewable Electricity	0.8
Others	2.0	Others	1.1
Cash	4.3	Cash	4.3

Sector weightings*

Sector weightings of the fund in %*



Financial characteristics*

Average weighted market capitalisation	EUR 9.64 bn
Median market capitalisation	EUR 1.83 bn

3 year characteristics**

Alpha	-4.13
Beta	0.91
Correlation	0.94
Information ratio	-0.39
Sharpe ratio	-0.24
Tracking error in %	11.19
Volatility in %	27.58

For detailed information about the 3 year characteristics please see <http://assets.invescohub.com/invesco-eu/glossary.pdf>.

NAV and fees

Current NAV

EUR 5.19

12 month price high

EUR 5.90 (14/04/2023)

12 month price low

EUR 4.44 (28/09/2022)

Minimum investment ³

EUR 500

Entry charge

Up to 3.00%

Annual management fee

2.0%

Ongoing charges ⁴

2.46%

Source: *Invesco. Costs may increase or decrease as result of currency and exchange rate fluctuations. Consult the legal documents for further information on costs. Portfolio weightings and allocations are subject to change. The weightings for each breakdown are rounded to the nearest tenth or hundredth of a percent; therefore, the aggregate weights for each breakdown may not equal 100%. **Morningstar.

Invesco Gold & Special Minerals Fund

E-Acc Shares

30 June 2023

Important Information

¹The Original Fund Launch date relates to the previous fund named: Invesco Gold & Precious Metals Fund, which was renamed to Invesco Gold & Special Minerals Fund on 12 November 2020.

²Previous Benchmark: Philadelphia Gold & Silver PR up to 31 March 2020.

³The minimum investment amounts are: EUR 500 / USD 650 / GBP 400 / CHF 650 / SEK 4,500. Please contact us or refer to the most up to date Prospectus for details of minimum investment amounts in other currencies.

⁴The Ongoing Charges figure includes the annual management fee and other administrative or operating costs. It is a percentage of the value of your investment per year. This is an estimate based on actual costs over the last year. It excludes portfolio transaction costs except in the case of an entry or exit charge paid by the Fund when buying or selling shares/units in another fund.

This marketing communication is directed at retail clients in the UK. Investors should read the legal documents prior to investing. Data as at 30 June 2023, unless otherwise stated.

This is marketing material and not financial advice. It is not intended as a recommendation to buy or sell any particular asset class, security or strategy. Regulatory requirements that require impartiality of investment/investment strategy recommendations are therefore not applicable nor are any prohibitions to trade before publication. Views and opinions are based on current market conditions and are subject to change. For more information on our funds and the relevant risks, please refer to the share class-specific Key Information Documents/Key Investor Information Documents (available in local language), the financial reports and the Prospectus, available from www.invesco.eu. A summary of investor rights is available in English from www.invescomanagementcompany.lu. The management company may terminate marketing arrangements. Not all share classes of this fund may be available for public sale in all jurisdictions and not all share classes are the same nor do they necessarily suit every investor. If investors are unsure if this product is suitable for them, they should seek advice from a financial adviser.

© 2023 Morningstar. All rights reserved. The information contained herein: (1) is proprietary to Morningstar and/or its content providers; (2) may not be copied or distributed; and (3) is not warranted to be accurate, complete or timely. Neither Morningstar nor its content providers are responsible for any damages or losses arising from any use of this information.

Issued by Invesco Management S.A., President Building, 37A Avenue JF Kennedy, L-1855 Luxembourg, regulated by the Commission de Surveillance du Secteur Financier, Luxembourg.

Invesco Gold & Special Minerals Fund

E-Acc Shares

30 June 2023

SFDR (Sustainable Finance Disclosure Regulation)

The Fund complies with Article 8 with respect to the EU's Sustainable Finance Disclosure Regulation*. As such, the fund promotes, among other characteristics, environmental or social characteristics or a combination of those characteristics. In addition, the companies in which the fund invests follow good governance practices. *Regulation (EU) 2019/2088 on sustainability - related disclosures in the financial services sector.

Exclusion Framework

The Fund embeds an exclusionary framework to specific activities based on UN Global Compact, severe governmental sanctions, revenue thresholds for certain activities linked to environmental and/or social criteria, as well as ensuring that companies follow good governance practices. The list of activities and their thresholds are listed below:

UN Global Compact	- Non-Compliant
Country sanctions	- Sanctioned investments are prohibited*
Controversial weapons	- 0% of revenue including companies involved in the manufacture of nuclear warheads or whole nuclear missiles outside of the Non-Proliferation Treaty (NPT)
Coal	- Thermal Coal extraction: $\geq 5\%$ of revenue - Thermal Coal Power Generation: $\geq 10\%$ of revenue
Unconventional oil & gas	- $\geq 5\%$ of revenue on each of the following: Arctic oil & gas exploration; Oil sands extraction; Shale energy extraction;
Tobacco	- Tobacco Products production: $\geq 5\%$ of revenue - Tobacco related products and services: $\geq 5\%$ of revenue
Others	- Recreational cannabis: $\geq 5\%$ of revenue
Good governance	- Ensure that companies follow good governance practices in the areas of sound management structures, employee relations, remuneration and tax compliance

*At Invesco we continuously monitor any applicable sanctions, including those imposed by the UN/US/EU and UK. These sanctions may preclude investments in the securities of various governments/regimes/entities and as such will be included in our compliance guidelines and workflows (designed to ensure compliance with such sanctions). The wording of international sanctions is something that we pay particular attention to as there are occasions where sanctions can exist in limited form, for example allowing investments in the secondary market. In addition to sanctions targeting entire countries, there are other thematic regimes, which may focus for example on human rights, cyber attacks, terrorist financing and corruption, which may apply to both individuals and/or entities/corporations.

Any investment decision should take into account all the characteristics of the fund as described in the legal documents. For sustainability related aspects, please refer to: <https://www.invescomanagementcompany.lu/lux-manco/literature>.

At Invesco we have looked to put in place minimum safeguards across multiple sub-funds of Invesco Funds (as listed above) to allow them to meet Article 8 requirements of the SFDR Regulation as of 2 November 2021. To be classified as a so-called Article 8 product, the sub-funds need to promote, among other things, environmental and/or social characteristics while also ensuring that investee companies follow good governance practices. In order to meet such requirements, it was determined that we would look to exclude certain activities based on certain thresholds, which may be updated from time to time. For further details please refer to the website of the management company at <https://www.invescomanagementcompany.lu>.

As noted above this is a proprietary framework developed by Invesco in line with Article 8 requirements of the Regulation (EU) 2019/2088 on sustainability. The framework is developed, maintained and monitored by Invesco. In order to assess companies against the noted criteria, Invesco uses a combination of Sustainalytics and ISS (Institutional Shareholder Services) to assess compliance, however, this can be supplemented with other service providers where appropriate. While there is a broad coverage across the various systems, there is no one system that has complete coverage of the entire investment universe. As a result, investment teams will be responsible for conducting an assessment of companies for which data is not available, under the appropriate supervision and oversight of our investment compliance and ESG teams.

Invesco's Commitment to ESG

Invesco has an investment-led ESG approach. We provide a comprehensive range of ESG-focused capabilities that enable clients to express their values through investing. We also integrate financially material ESG considerations across our investment platform, taking into account critical factors that help us deliver strong outcomes to clients.