

### Summary of fund objective

The Fund is actively managed. The Fund aims to provide exposure to firms which contribute positively to a transition to alternative energies and a more efficient and sustainable energy usage across the economy. The Fund integrates a thematic and an environmental, social and governance (ESG) approach with a particular focus on environmental criteria. For the full objectives and investment policy please consult the current prospectus.

### Key facts



Manuela von Ditrurh  
Frankfurt am Main  
Managed fund since  
April 2021



Erhard Radatz  
Frankfurt am Main  
Managed fund since  
April 2021



Tim Herzig  
Frankfurt am Main  
Managed fund since  
April 2022

#### Share class launch

06 April 2011

#### Original fund launch <sup>1</sup>

01 February 2001

#### Legal status

Luxembourg SICAV with UCITS status

#### Share class currency

USD

#### Share class type

Accumulation

#### Fund size

USD 55.09 mn

#### Reference Benchmark

MSCI AC World Index (Net Total Return)

#### Bloomberg code

INVERAU LX

#### ISIN code

LU0607521761

#### Settlement date

Trade Date + 3 Days

### Investment risks

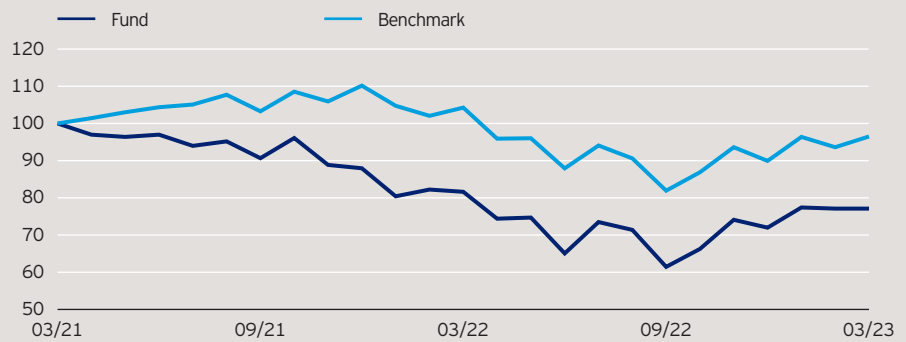
For complete information on risks, refer to the legal documents. The value of investments and any income will fluctuate (this may partly be the result of exchange rate fluctuations) and investors may not get back the full amount invested. The fund may invest in certain securities listed in China which can involve significant regulatory constraints that may affect the liquidity and/or the investment performance of the fund. The lack of common standards may result in different approaches to setting and achieving ESG objectives. In addition, the respect of the ESG criteria may cause the Fund to forego certain investment opportunities.

### Fund Strategy

The fund provides exposure to companies in energy transition. By running a proprietary Natural Language Processing approach, companies which contribute positively to a transition to alternative energies, and more efficient and sustainable energy usage across the economy, are identified. This is achieved using word scraping techniques against a self-developed energy transition dictionary. The relevant fund themes are alternative energy, energy utilization and green mobility. Strict ESG filters, as well as sustainable activity screens, ensure compliance with the investment objective and broader ESG goals. A systematic portfolio construction focusing on controlling for financial criteria and diversification is applied.

Past performance does not predict future returns. Data points are as at month end.

#### Indexed performance 8 April 2021 - 31 March 2023\*



#### Cumulative performance\*

in %	YTD	1 month	1 year	3 years	Since inception
Fund	7.11	0.00	-5.54	-	-22.89
Benchmark	7.31	3.08	-7.44	-	-3.50

#### Calendar year performance\*

in %	2018	2019	2020	2021	2022
Fund	-	-	-	-	-18.15
Benchmark	-	-	-	-	-18.36

#### Standardised rolling 12 month performance\*

in %	03.13	03.14	03.15	03.16	03.17	03.18	03.19	03.20	03.21	03.22	03.23
Fund	-	-	-	-	-	-	-	-	-	0.00	-5.54
Benchmark	-	-	-	-	-	-	-	-	-	0.00	-7.44

The performance data shown does not take account of the commissions and costs incurred on the issue and redemption of units. Returns may increase or decrease as a result of currency fluctuations. The investment concerns the acquisition of units in a fund and not in a given underlying asset.

# Invesco Energy Transition Fund

R-Acc Shares

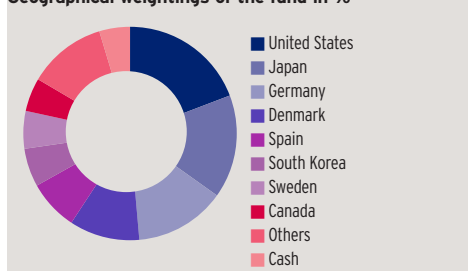
31 March 2023

## Issuers and active weights\*

(total holdings: 56)

Top 10 issuers	%	Top 10 overweight	+	Top 10 underweight	-
Toyota Motor Corp	5.0	EDP Renovaveis SA	4.9	Microsoft Corp	3.4
EDP Renovaveis SA	4.9	Vestas Wind Systems A/S	4.8	Apple Inc	2.9
Vestas Wind Systems A/S	4.9	General Motors Co	4.8	Alphabet Inc	2.0
General Motors Co	4.9	Orsted AS	4.7	Amazon.com Inc	1.6
Orsted AS	4.8	Toyota Motor Corp	4.7	NVIDIA Corp	1.1
Samsung SDI Co Ltd	4.7	Samsung SDI Co Ltd	4.7	Tesla Inc	0.9
Bayerische Motoren Werke AG	4.6	Bayerische Motoren Werke AG	4.5	Meta Platforms Inc	0.8
Volvo AB	4.2	Volvo AB	4.1	Exxon Mobil Corp	0.8
Mercedes-Benz Group AG	4.1	Mercedes-Benz Group AG	4.0	UnitedHealth Group Inc	0.7
Nordex SE	3.9	Nordex SE	3.9	Taiwan Semiconductor Manufacturing Co Ltd	0.7

## Geographical weightings of the fund in %\*



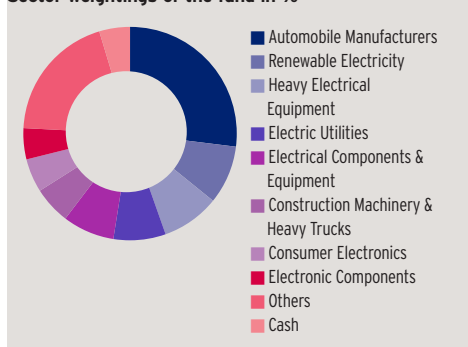
## Geographical weightings\*

in %	Fund	Bench mark
United States	19.2	61.7
Japan	15.6	5.5
Germany	13.8	2.2
Denmark	10.6	0.8
Spain	7.6	0.7
South Korea	5.8	1.3
Sweden	5.7	0.8
Canada	5.1	2.9
Others	11.9	24.1
Cash	4.7	0.0

## Sector weightings\*

in %	Fund	Bench mark
Automobile Manufacturers	27.0	2.2
Renewable Electricity	8.9	0.1
Heavy Electrical Equipment	8.8	0.1
Electric Utilities	7.9	1.7
Electrical Components & Equipment	7.9	0.8
Construction Machinery & Heavy Trucks	5.7	0.6
Consumer Electronics	5.1	0.3
Electronic Components	4.7	0.5
Others	19.5	93.7
Cash	4.7	0.0

## Sector weightings of the fund in %\*



## Financial characteristics\*

Average weighted market capitalisation	USD 84.21 bn
Median market capitalisation	USD 22.49 bn

## NAV and fees

### Current NAV

USD 2.56

### 12 month price high

USD 2.74 (05/04/2022)

### 12 month price low

USD 2.02 (13/10/2022)

### Minimum investment <sup>2</sup>

USD 1,500

### Entry charge

0.00%

### Annual management fee

1.0%

### Ongoing charges <sup>3</sup>

1.92%

Source: \*Invesco. Costs may increase or decrease as result of currency and exchange rate fluctuations. Consult the legal documents for further information on costs. Portfolio weightings and allocations are subject to change. The weightings for each breakdown are rounded to the nearest tenth or hundredth of a percent; therefore, the aggregate weights for each breakdown may not equal 100%. The top 10 overweight and underweight positions represent the largest weighting differences between the fund and the benchmark. **There is currently a discretionary cap on the ongoing charge of 1.92% in place. It is calculated after deduction of a partial waiver of distribution fees. This discretionary cap may positively impact the performance of the Share Class.**

---

# Invesco Energy Transition Fund

R-Acc Shares

31 March 2023

---

## Important Information

<sup>1</sup>The Original Fund Launch date relates to the previous fund named: Invesco Energy Fund, which was renamed to Invesco Energy Transition Fund on 8 April 2021 and the track record restarted on that date.

<sup>2</sup>The minimum investment amounts are: USD 1,500 / EUR 1,000 / GBP 1,000 / CHF 1,500 / SEK 10,000. Please contact us or refer to the most up to date Prospectus for details of minimum investment amounts in other currencies.

<sup>3</sup>The Ongoing Charges figure includes the annual management fee and other administrative or operating costs. It is a percentage of the value of your investment per year. This is an estimate based on actual costs over the last year.

**This marketing communication is directed at retail clients in the UK. Investors should read the legal documents prior to investing.**

The R Share class is subject to an annual distribution fee. Such distribution fee will be paid by Invesco Management S.A. to distributors appointed for the distribution of R shares in consideration for providing specific distribution-related services to investors in the R Share class. Please seek guidance from your advisor to ensure that the most appropriate Share class for your investment needs is selected. Previous Benchmark: MSCI World Energy ND up to 7 April 2021. Where individuals or the business have expressed opinions, they are based on current market conditions, they may differ from those of other investment professionals and are subject to change without notice. This marketing communication is not an invitation to subscribe for shares in the fund and is by way of information only, it should not be considered financial advice. Persons interested in acquiring the fund should inform themselves as to (i) the legal requirements in the countries of their nationality, residence, ordinary residence or domicile; (ii) any foreign exchange controls and (iii) any relevant tax consequences. This does not constitute an offer or solicitation by anyone in any jurisdiction in which such an offer is not authorised or to any person to whom it is unlawful to make such an offer or solicitation. As with all investments, there are associated risks. This document is by way of information only. Asset management services are provided by Invesco in accordance with appropriate local legislation and regulations. The fund is available only in jurisdictions where its promotion and sale is permitted. Not all share classes of this fund may be available for public sale in all jurisdictions and not all share classes are the same nor do they necessarily suit every investor. Fee structure and minimum investment levels may vary dependent on share class chosen. Please check the most recent version of the fund prospectus in relation to the criteria for the individual share classes and contact your local Invesco office for full details of the fund registration status in your jurisdiction. This is marketing material and not intended as a recommendation to buy or sell any particular asset class, security or strategy. Regulatory requirements that require impartiality of investment/investment strategy recommendations are therefore not applicable nor are any prohibitions to trade before publication. For more information on our funds and the relevant risks, please refer to the share class-specific Key Investor Information Documents, the Annual or Interim Reports, the Prospectus, and constituent documents, available from [www.invesco.eu](http://www.invesco.eu). A summary of investor rights is available in English from [www.invescomanagementcompany.lu](http://www.invescomanagementcompany.lu). The management company may terminate marketing arrangements. Please be advised that the information provided in this document is referring to the R-Acc Shares exclusively. The Invesco Energy Transition Fund is domiciled in Luxembourg. **Any investment decision should take into account all the characteristics of the fund as described in the legal documents. For sustainability related aspects, please refer to: <https://www.invescomanagementcompany.lu/lux-manco/literature>.**

© 2023 Morningstar. All rights reserved. The information contained herein: (1) is proprietary to Morningstar and/or its content providers; (2) may not be copied or distributed; and (3) is not warranted to be accurate, complete or timely. Neither Morningstar nor its content providers are responsible for any damages or losses arising from any use of this information.

**Additional information for the UK:** Issued by Invesco Management S.A., President Building, 37A Avenue JF Kennedy, L-1855 Luxembourg, regulated by the Commission de Surveillance du Secteur Financier, Luxembourg.

# ESG Supplement

## 31 March 2023

### ESG Characteristics

The Invesco Energy Transition Fund (the fund) enables investors to build up exposure to the Energy Transition and related themes, namely Clean Energy, Green Mobility and Energy Utilization & Efficiency. The company identification and selection process is based on a proprietary Natural Language Processing approach. The team has developed dictionaries with keywords related to the themes. Company news are screened systematically for the keywords to identify firms active in the energy transition to a low carbon economy.

### SFDR (see Glossary)

The fund complies with article 9 of SFDR (the EU's Sustainable Finance Disclosure Regulation) in that it has sustainable investment or a reduction in carbon emissions as its objective. More information is available at [www.invescomanagementcompany.lu](http://www.invescomanagementcompany.lu).

### Invesco's Commitment to ESG

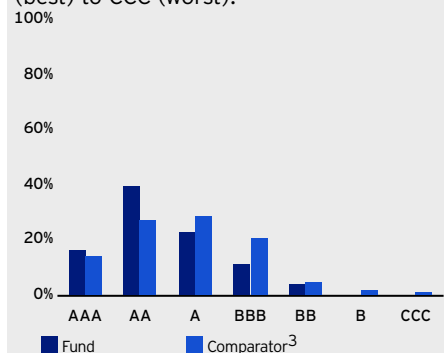
Invesco has an investment-led ESG approach. We provide a comprehensive range of ESG focused capabilities that enable clients to express their values through investing. We also integrate financially material ESG considerations across our investment platform, taking into account critical factors that help us deliver strong outcomes to clients.

ESG Characteristics <sup>1</sup>	Fund	Comparator <sup>3</sup>
ESG Fund Rating (AAA-CCC)	AAA	AA
ESG Quality Score (0-10)	9.2	7.9
Environmental Pillar Score	7.0	6.0
Social Pillar Score	4.5	5.1
Governance Pillar Score	5.9	5.7
ESG % Coverage	95.5	99.7
Revenue Exposure to Sustainable Impact Solutions (%)	32.8	11.8

Carbon Characteristics <sup>2</sup>	Fund	Comparator <sup>3</sup>
Scope 1 Direct Carbon (tCO <sub>2</sub> e) wtd average	1,689,842.9	4,751,925.4
Scope 2 Upstream Carbon (tCO <sub>2</sub> e) wtd average	869,068.9	984,999.8
Scope 3 Downstream Carbon (tCO <sub>2</sub> e) wtd average	94,701,701.0	48,661,913.7
Wtd Avg Carbon Intensity (tCO <sub>2</sub> e/USD M sales)	100.1	143.8
% Carbon Coverage (excluding cash)	95.9	99.9

### MSCI ESG Rating Distribution<sup>1</sup>

This shows the distribution of ESG ratings across the underlying funds from AAA (best) to CCC (worst).



### ESG Trend Momentum<sup>1</sup>

The percentage of holdings held by the Fund that have improved their ESG Rating, (positive), have no change (stable) or worsened (negative) since the previous rating.

Trend	Fund	Comparator <sup>3</sup>
Positive	27.4%	28.5%
Stable	69.9%	61.5%
Negative	2.7%	9.1%
Unrated	-	0.4%

ESG Rating Distribution by Sector <sup>1, 4</sup>	AAA	AA	A	BBB	BB	B	CCC	NR
Communication Services	-	-	-	-	-	-	-	-
Consumer Discretionary	3.4%	11.8%	10.7%	7.7%	4.1%	-	-	-
Consumer Staples	-	1.0%	-	-	-	-	-	-
Energy	-	-	-	-	-	-	-	-
Financials	-	-	-	-	-	-	-	-
Health Care	-	-	-	-	-	-	-	-
Industrials	7.3%	12.7%	7.7%	1.2%	0.4%	-	-	-
Information Technology	-	0.3%	4.7%	1.4%	-	-	-	-
Materials	0.9%	0.7%	-	1.2%	-	-	-	-
Real Estate	-	-	-	-	-	-	-	-
Utilities	4.8%	13.5%	-	-	-	-	-	-
Other	-	-	-	-	-	-	-	-

<sup>1</sup> ESG data is sourced from MSCI. For more details, please see MSCI's methodology on [www.msci.com](http://www.msci.com)

<sup>2</sup> Carbon Characteristics are sourced from ISS. Latest climate dataset available is as of 2020. All ESG metrics are calculated using the underlying holdings of the portfolio.

<sup>3</sup> Comparator: We are comparing to MSCI AC World Index (Net Total Return).

<sup>4</sup> The ESG rating distribution table does not include cash positions and therefore may not total 100%.

Climate-Based Exclusions <sup>5</sup>	Fund
Thermal Coal Extraction	Yes
Thermal Coal Power Generation	Yes
Unconventional Oil and Gas	Yes
Oil and Gas (Conventional)	Yes
Chemicals of Concern	Yes
Nuclear Power	Yes

Non-Climate-Based Exclusions <sup>5</sup>	Fund
Controversial Weapons	Yes
Tobacco	Yes
UN Global Compact Status	Non-Compliant
Nuclear weapons outside the Non-Proliferation Treaty	Yes
Recreational Cannabis	Yes
Military Contracting	Yes
Civilian Firearms	Yes
Adult Entertainment	No
Gambling	No
Alcohol	No

Responsible Investment Approach	Yes	No	N/A
ESG Integration	✓		
Negative Screen / Positive Allocation	✓		
Sustainable Investments	✓		
Impact Fund		✓	
Engagement	✓		
Voting (Equities only)	✓		

#### <sup>5</sup> Exclusion Criteria

The exclusion criteria may vary depending on the activity from zero tolerance to exclusions based on % of revenue. For further details on the revenue threshold applied to specific exclusions please refer to the Sustainability-related disclosures on the website of the Management Company.  
www.invescomanagementcompany.lu

#### Exclusion criteria definitions are as follows:

**Thermal Coal Extraction:** The company extracts thermal coal.

**Thermal Coal Power Generation:** The company generates electricity from thermal coal.

**Unconventional Oil and Gas:** The company is involved in oil and gas exploration in the Arctic and/or extracts oil sands and/or is involved in shale energy exploration/production.

**Oil and Gas (Conventional):** The company is involved in oil and gas exploration and production.

**Chemicals of Concern:** The company produces chemicals which are banned by the three international conventions: UNEP Stockholm Convention, OSPAR Convention, the Montreal Protocol on Substances that Deplete the Ozone Layer.

**Nuclear Power:** The company generates power from nuclear sources or derives revenue from developing products or services that support the nuclear power industry.

**Controversial Weapons:** Companies that have been identified as having ties to controversial weapons, including cluster munitions, landmines, biological weapons, depleted uranium weapons, blinding laser weapons, incendiary weapons and/or not detectable fragments.

**Tobacco:** The company manufactures tobacco products and/or supplies tobacco-related products/services.

**UN Global Compact Status:** Companies that have been identified as "non-compliant" under the United Nations Global Compact by Sustainalytics.

**Nuclear Weapons Outside the Non-Proliferation Treaty:** The company is involved in the manufacture of nuclear weapons or their tailor made components AND these weapons are distributed to a country that is not a declared nuclear power under the Treaty on the Non-Proliferation of Nuclear Weapons.

**Recreational Cannabis:** The company is involved in or has ties to revenue from recreational cannabis.

**Military Contracting:** The company derives revenue from the manufacturing of weapons / weapon components or from providing tailor-made products or services to the army or the defense industry.

**Civilian Firearms:** The company derives revenue from the manufacturing of small arms designed and marketed for the civilian market. This includes the manufacturing and retail of civilian firearms.

**Adult Entertainment:** The company derives revenue from adult entertainment. This includes sex shops, producers of adult movies, cinemas that show adult movies, adult entertainment magazines, and the broadcasting of adult entertainment.

**Gambling:** The company derives revenue from gambling. This includes companies that own casinos, offer bookmaking or online gambling, or manufacture gambling products (e.g. slot machines), etc.

**Alcohol:** The company derives revenue from alcoholic beverages. This includes producers as well as distributors or owners of retail stores that sell alcoholic beverages.

#### Responsible Investment Approach definitions are as follows:

**ESG Integration:** The process of including ESG factors in the fundamental financial analysis of companies and investments.

**Negative Screen / Positive Allocation:** A process that either excludes a portion of the investment universe that score badly on ESG criteria, focuses upon companies engaged in positive activities for the community or natural world, such as recycling, education or public transport or a combination of both.

**Sustainable Investments:** An investment in an economic activity that meets the definition of a Sustainable Investment per Article 2 (17) of the SFDR.

**Impact Fund:** Funds managed with the intention of generating positive, measurable social and environmental impacts, where impact has priority over financial performance.

**Engagement:** The process of communicating with representatives of a company as a shareholder with the aim of improving their behaviour and policies.

**Voting (Equities only):** Also known as Proxy Voting, it is a form of voting whereby the fund manager casts votes on behalf of their mutual fund shareholders on a variety of issues, that may include the election of board members, merger or acquisition approvals, or approving a stock compensation plan.

## Glossary

**ESG Characteristics:** Environmental, social, and governance (ESG) information is a critical part of corporate and investment strategy and embedding material sustainability considerations into corporate and investment decisions is integral to long-term success from both financial and sustainability perspectives.

**MSCI ESG Fund Rating:** Designed to measure the ESG risks and opportunities of a fund's underlying holdings, making it possible to rank or screen mutual funds and ETFs on a AAA to CCC ratings scale. This rating aims to provide fund level transparency and measures the ESG characteristics of the total portfolio. It is calculated as a direct mapping of MSCI ESG quality scores to letter rating categories. ESG Leaders are companies with an ESG rating of AAA or AA (best in class), and ESG Laggards are companies with an ESG rating of B or CCC.

**MSCI ESG Quality Score:** Calculated as the weighted average of the underlying holding's ESG scores, excluding any underlying holding where this information is not available. It is provided on a 0-10 scale, with 0 and 10 being the respective lowest and highest possible scores. MSCI scores underlying holdings according to their exposure to 20 industry specific material ESG risks and their ability to manage those risks relative to peers. The scores are based on industry-adjusted company ratings from MSCI.

- **Environmental Pillar Score:** Provides an assessment of environmental factors including emissions, carbon footprint, fossil fuel usage and sustainable opportunities.
- **Social Pillar Score:** Relates to the operating environment of an underlying holding, including labour management, product liabilities, and health and safety.
- **Governance Pillar Score:** Provides an assessment of risk and management practices related to Corporate Governance and Corporate Behaviour.

**ESG % Coverage:** The percentage of the fund and comparator where MSCI ESG Research data is available.

**Revenue Exposure to Sustainable Impact Solutions:** Represents the weighted average of the total of all revenues derived from any of the natural capital environment and social impact themes.

**Scope 1 Direct Carbon (tCO<sub>2</sub>e) weighted average:** Covers direct emissions from owned or controlled sources.

**Scope 2 Upstream Carbon (tCO<sub>2</sub>e) weighted average:** Covers indirect emissions from the generation of purchased electricity, steam, heating and cooling consumed by the reporting company.

**Scope 3 Downstream Carbon (tCO<sub>2</sub>e) weighted average:** All Other Indirect Emissions from activities of the organisation, occurring from sources that they do not own or control. These are usually the greatest share of the carbon footprint, covering emissions associated with business travel, procurement, waste and water.

**Wtd Avg (Weighted Average) Carbon Intensity:** The underlying holdings exposure to carbon intensive holdings, calculated as the weighted average of the constituent's intensity metrics: Scope 1 + 2 emissions per USD 1M revenue for corporates and total country carbon emissions per USD 1M GDP for government bonds.

**% Carbon Coverage (excluding cash):** This represents the % weighting of the Fund/Benchmark for which carbon data is available.

## References to Regulations

**SFDR:** Part of the EU's Sustainable Finance Action Plan, the Sustainable Finance Disclosure Regulation aims to promote transparency on sustainability by ensuring that participants in the financial services sector provide consistent information to clients in relation to the sustainability of the products and services they provide.

## Important ESG Information

The above information is for illustrative purposes only. Providing this information is not indicative of how or whether ESG factors will be integrated into a fund. Unless otherwise stated in the legal offering documents, the ESG information provided in this document does not change a fund's investment objective or policy or constrain the fund's investable universe. The rating may vary from one rating agency to another. The rating may change over time and is not a guarantee of future performance of the fund.

Certain information © 2022 MSCI ESG Research LLC. Reproduced by permission, no further distribution. This report contains certain information (the "Information") sourced from MSCI ESG Research LLC, or its affiliates or information providers (the "ESG Parties"). The information may only be used for your internal use, may not be reproduced or disseminated in any form and may not be used as a basis for or a component of any financial instruments or products or indices. Although they obtain information from sources they consider reliable, none of the ESG Parties warrants or guarantees the originality, accuracy and/or completeness, of any data herein and expressly disclaim all express or implied warranties, including those of merchantability and fitness for a particular purpose. None of the MSCI information is intended to constitute investment advice or a recommendation to make (or refrain from making) any kind of investment decision and may not be relied on as such, nor should it be taken as an indication or guarantee of any future performance, analysis, forecast or prediction. None of the ESG Parties shall have any liability for any errors or omissions in connection with any data herein, or any liability for any direct, indirect, special, punitive, consequential or any other damages (including lost profits) even if notified of the possibility of such damages.

The data as represented has in the main been sourced from MSCI and ISS for respective categories. It should be noted that the ratings represented here may not be representative of the rating applied by the investment team as they use their own proprietary rating methodologies to assess the ESG credentials of each issuer. In addition, there are certain asset classes where data coverage per provider is not uniform and does not cover every single issuer. To the extent that MSCI/ISS does not cover a security in the fund, this does not represent that the security is not covered and rated by the investment team. Any holding held by the fund is rated by each investment team using their proprietary rating methodology sourcing information from external sources and unique insight that the teams have into the individual issuers.