

Invesco Emerging Markets ex-China Equity Fund

C-AD Shares

30 April 2025

This marketing communication is directed at retail clients in the UK and Professional investors in Jersey and Guernsey. Investors should read the legal documents prior to investing.

Summary of fund objective

The Fund aims to achieve long-term capital growth. The Fund seeks to achieve its objective by investing primarily in equity or equity related securities of companies with their registered office in an emerging market country (excluding China). For the full objectives and investment policy please consult the current prospectus. **Name changed from Invesco Pacific Equity Fund on 1 February 2024. The fund objective also changed.**

Key facts



James McDermottroe
Managed fund since
February 2024



Charles Bond
Managed fund since
February 2024

Share class launch

10 September 2018

Original fund launch ¹

01 October 1975

Legal status

Luxembourg SICAV with UCITS status

Share class currency

USD

Share class type

Income

Fund size

USD 125.29 mn

Reference Benchmark ²

MSCI EM ex China 10/40 (Net Total Return)

Bloomberg code

IVPACAD LX

ISIN code

LU1775982249

Settlement date

Trade Date + 3 Days

Investment risks

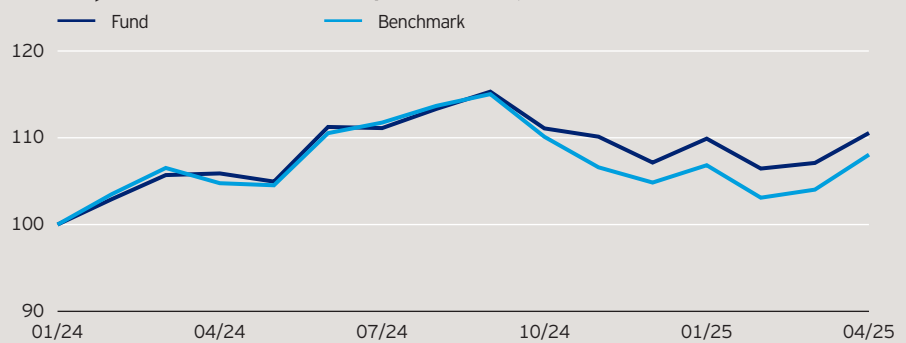
For complete information on risks, refer to the legal documents. The value of investments and any income will fluctuate (this may partly be the result of exchange rate fluctuations) and investors may not get back the full amount invested. As a large portion of the fund is invested in less developed countries, you should be prepared to accept significantly large fluctuations in the value of the fund. The fund invests in a limited number of holdings and is less diversified. This may result in large fluctuations in the value of the fund.

Fund Strategy

We seek to invest in companies for significantly less than they are worth. Our search for undervaluation leads us to look for new ideas in unloved areas of the market. At the same time, we have a clear preference for cash-generative companies with strong balance sheets, as these attributes suggest sustainable business models and conservative management. The Fund invests at least 80% of its assets in shares or other equity related securities of companies incorporated, domiciled or carrying out the main part of their economic activity in Emerging Markets excluding China.

Past performance does not predict future returns. Data points are as at month end.

Indexed performance 31 January 2024 - 30 April 2025*



Cumulative performance*

in %	YTD	YTD	1 month	1 year	3 years	Since inception
Fund	3.18	-0.04	3.22	4.40	-	10.37
Benchmark	3.07	-0.78	3.87	3.14	-	8.06

Calendar year performance*

in %	2020	2021	2022	2023	2024
Fund	-	-	-	-	-
Benchmark	-	-	-	-	-

Standardised rolling 12 month performance*

in %	04.15	04.16	04.17	04.18	04.19	04.20	04.21	04.22	04.23	04.24	04.25
Fund	-	-	-	-	-	-	-	-	0.00	4.40	
Benchmark	-	-	-	-	-	-	-	-	0.00	3.14	

The performance data shown does not take account of the commissions and costs incurred on the issue and redemption of units. Returns may increase or decrease as a result of currency fluctuations. The investment concerns the acquisition of units in an actively managed fund and not in a given underlying asset.

*Source: © 2025 Morningstar. The track record of the share class is shown from 1 February 2024 onwards as the name of the fund and the objective changed on that date. Gross income re-invested to 30 April 2025 unless otherwise stated. All performance data on this factsheet is in the currency of the share class. Reference Benchmark Source: RIMES. The benchmark index is shown for performance comparison purposes only. The Fund does not track the index. Please refer -1/4- to Page 3 for Important Information.

Invesco Emerging Markets ex-China Equity Fund

C-AD Shares

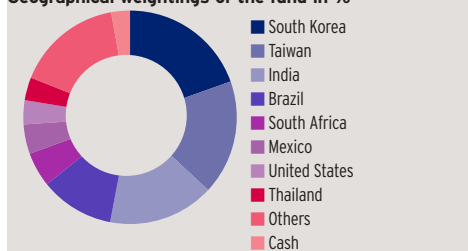
30 April 2025

Issuers and active weights*

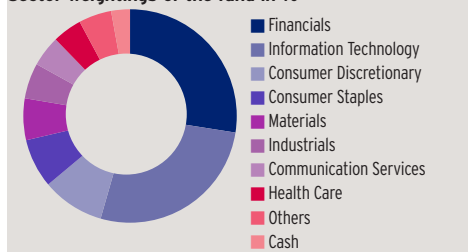
(total holdings: 47)

Top 10 issuers	%	Top 10 overweight	+	Top 10 underweight	-
Taiwan Semiconductor Manufacturing Co Ltd	8.6	Kasikornbank PCL	3.4	Reliance Industries Ltd	1.9
Samsung Electronics Co Ltd	6.8	HDFC Bank Ltd	3.2	Infosys Ltd	1.1
HDFC Bank Ltd	5.6	Samsung Electronics Co Ltd	2.8	Bharti Airtel Ltd	1.1
ICICI Bank Ltd	4.3	ICICI Bank Ltd	2.6	Hon Hai Precision Industry Co Ltd	1.0
Kasikornbank PCL	3.5	Richter Gedeon Nyrt	2.4	Al Rajhi Bank	1.0
Naspers Ltd	2.9	Anglo American PLC	2.3	SK Hynix Inc	0.8
MediaTek Inc	2.9	Yageo Corp	2.2	NU Holdings Ltd/Cayman Islands	0.7
Saudi National Bank/The	2.7	Laureate Education Inc	2.2	Saudi Arabian Oil Co	0.7
Fomento Economico Mexicano SAB de CV	2.5	Saudi National Bank/The	2.2	Tata Consultancy Services Ltd	0.7
Richter Gedeon Nyrt	2.5	Samsung Fire & Marine Insurance Co Ltd	2.2	Vale SA	0.6

Geographical weightings of the fund in %*



Sector weightings of the fund in %*



Geographical weightings*

in %	Fund	Bench mark
South Korea	19.6	14.0
Taiwan	17.4	19.9
India	16.1	28.8
Brazil	11.2	6.7
South Africa	5.2	4.3
Mexico	4.5	3.3
United States	3.6	0.1
Thailand	3.5	1.9
Others	16.1	21.1
Cash	2.9	0.0

Sector weightings*

in %	Fund	Bench mark
Financials	27.5	29.4
Information Technology	27.0	23.3
Consumer Discretionary	9.5	7.0
Consumer Staples	7.4	5.7
Materials	6.3	7.5
Industrials	5.4	7.9
Communication Services	4.7	5.4
Health Care	4.4	3.4
Others	5.0	10.3
Cash	2.9	0.0

Financial characteristics*

Average weighted market capitalisation	USD 108.44 bn
Median market capitalisation	USD 13.63 bn

NAV and fees

Current NAV

USD 90.93

12 month price high

USD 98.49 (26/09/2024)

12 month price low

USD 79.57 (09/04/2025)

Minimum investment ³

USD 1,000,000

Entry charge

Up to 5.00%

Annual management fee

0.9%

Ongoing costs ⁴

1.11%

Source: *Invesco. Costs may increase or decrease as result of currency and exchange rate fluctuations. Consult the legal documents for further information on costs. Portfolio weightings and allocations are subject to change. The weightings for each breakdown are rounded to the nearest tenth or hundredth of a percent; therefore, the aggregate weights for each breakdown may not equal 100%. The top 10 overweight and underweight positions represent the largest weighting differences between the fund and the benchmark. **A discretionary cap on multiple components of the total costs is maintained. This discretionary cap may positively impact the performance of the Share Class.**

Invesco Emerging Markets ex-China Equity Fund

C-AD Shares

30 April 2025

Important Information

¹The Original Fund Launch date indicates the launch date of the Irish domiciled fund, which was merged into this Luxembourg-domiciled fund on 7 September 2018. The Original Fund Launch date relates to the previous fund named: Invesco Pacific Equity Fund, which was renamed to Invesco Emerging Markets ex-China Equity Fund on 1 February 2024 and the track record restarted on that date.

²Previous Benchmark: MSCI AC Asia Pacific Index (Net Total Return) up to 31 January 2024.

³The minimum investment amounts are: USD 1,000,000 / EUR 800,000 / GBP 600,000 / CHF 1,000,000 / SEK 7,000,000. Please contact us or refer to the most up to date Prospectus for details of minimum investment amounts in other currencies.

⁴The Ongoing costs represent management fee and operating fee of the Share class (including the operational expenses of the underlying funds). It excludes portfolio transaction costs. It is a percentage of the value of your investment per year. This is an estimate based on actual costs over the last year, or on expected costs if newly launched. For the ongoing charges calculated under the UCITS KIID UK methodology, please refer to the UK UCITS KIID available on the website here: <https://www.invesco.co.uk/uk/resources/literature>

This marketing communication is directed at retail clients in the UK and Professional investors in Jersey and Guernsey. Investors should read the legal documents prior to investing. Data as at 30 April 2025, unless otherwise stated.

This is marketing material and not financial advice. It is not intended as a recommendation to buy or sell any particular asset class, security or strategy. Regulatory requirements that require impartiality of investment/investment strategy recommendations are therefore not applicable nor are any prohibitions to trade before publication. Views and opinions are based on current market conditions and are subject to change. For information on our funds and the relevant risks, refer to the Key Information Documents/Key Investor Information Documents (local languages) and Prospectus (English, French, German, Spanish, Italian), and the financial reports, available from www.invesco.eu. A summary of investor rights is available in English from www.invescomanagementcompany.lu. The management company may terminate marketing arrangements. Not all share classes of this fund may be available for public sale in all jurisdictions and not all share classes are the same nor do they necessarily suit every investor. If investors are unsure if this product is suitable for them, they should seek advice from a financial adviser.

© 2025 Morningstar. All rights reserved. The information contained herein: (1) is proprietary to Morningstar and/or its content providers; (2) may not be copied or distributed; and (3) is not warranted to be accurate, complete or timely. Neither Morningstar nor its content providers are responsible for any damages or losses arising from any use of this information.

Issued by Invesco Management S.A., President Building, 37A Avenue JF Kennedy, L-1855 Luxembourg, regulated by the Commission de Surveillance du Secteur Financier, Luxembourg. **Jersey:** Consent under the Control of Borrowing (Jersey) Order 1958 (the "COBO Order") has not been obtained for the circulation of this document. The offer that is the subject of this document may only be made in Jersey where it is valid in the United Kingdom. **In Guernsey the fund can only be promoted to Professional Clients.**

Invesco Emerging Markets ex-China Equity Fund

C-AD Shares

30 April 2025

SFDR (Sustainable Finance Disclosure Regulation)

The Fund complies with Article 8 with respect to the EU's Sustainable Finance Disclosure Regulation*. As such, the fund promotes, among other characteristics, environmental or social characteristics or a combination of those characteristics. In addition, the companies in which the fund invests follow good governance practices. *Regulation (EU) 2019/2088 on sustainability - related disclosures in the financial services sector.

Exclusion Framework

The Fund embeds an exclusionary framework to specific activities based on UN Global Compact, severe governmental sanctions, revenue thresholds for certain activities linked to environmental and/or social criteria, as well as ensuring that companies follow good governance practices. The list of activities and their thresholds are listed below. For further details on the exclusion framework and characteristics applied by the fund please refer to the website of the manager <https://www.invescomanagementcompany.lu>:

UN Global Compact	- Non-Compliant
Country sanctions	- Sanctioned investments are prohibited*
Controversial weapons	- 0% of revenue including companies involved in the manufacture of nuclear warheads or whole nuclear missiles outside of the Non-Proliferation Treaty (NPT)
Coal	- Thermal Coal extraction: $\geq 5\%$ of revenue - Thermal Coal Power Generation: $\geq 10\%$ of revenue
Unconventional oil & gas	- $\geq 5\%$ of revenue on each of the following: Arctic oil & gas exploration; Oil sands extraction; Shale energy extraction;
Tobacco	- Tobacco Products production: $\geq 5\%$ of revenue - Tobacco related products and services: $\geq 5\%$ of revenue
Others	- Recreational cannabis: $\geq 5\%$ of revenue
Good governance	- Ensure that companies follow good governance practices in the areas of sound management structures, employee relations, remuneration and tax compliance
Military Contracting	- Military Contracting Overall $\geq 10\%$

*At Invesco we continuously monitor any applicable sanctions, including those imposed by the UN/US/EU and UK. These sanctions may preclude investments in the securities of various governments/regimes/entities and as such will be included in our compliance guidelines and workflows (designed to ensure compliance with such sanctions). The wording of international sanctions is something that we pay particular attention to as there are occasions where sanctions can exist in limited form, for example allowing investments in the secondary market. In addition to sanctions targeting entire countries, there are other thematic regimes, which may focus for example on human rights, cyber attacks, terrorist financing and corruption, which may apply to both individuals and/or entities/corporations.

Any investment decision should take into account all the characteristics of the fund as described in the legal documents. For sustainability related aspects, please refer to: <https://www.invescomanagementcompany.lu/lux-manco/literature>.

Invesco's Approach to ESG

Invesco has an investment-led ESG approach. We provide a comprehensive range of ESG-focused capabilities that enable clients to express their values through investing. Where appropriate, for certain funds, we also integrate financially material ESG considerations, taking into account critical factors that help us deliver strong outcomes to clients.