



Invesco Japanese Equity Advantage Fund

R-Acc Shares

31 March 2023

This marketing communication is directed at retail clients in the UK. Investors should read the legal documents prior to investing.

Summary of fund objective

The Fund is actively managed. The investment objective of the Fund is to seek long term capital appreciation, measured in Yen, through investment primarily in the equity securities of companies domiciled in or exercising the predominant part of their economic activity in Japan and which are listed on any exchanges or over the counter markets. The Fund will invest in companies who make advantageous use not only of their capital but also of their intangible assets (for example, but not limited to, brand values, technical development or strong customer base). The Fund may also invest, on an ancillary basis, in debt securities convertible into common shares and other equity linked instruments. For the full objectives and investment policy please consult the current prospectus.

Key facts



Tadao Minaguchi
Tokyo
Managed fund since
May 2006

Share class launch

30 September 2011

Original fund launch

31 May 2006

Legal status

Luxembourg SICAV with UCITS status

Share class currency

JPY

Share class type

Accumulation

Fund size

JPY 333.44 bn

Reference Benchmark

TOPIX Index (Net Total Return)

Bloomberg code

IJEARAJ LX

ISIN code

LU0607515011

Settlement date

Trade Date + 3 Days

Morningstar Rating™

★★★

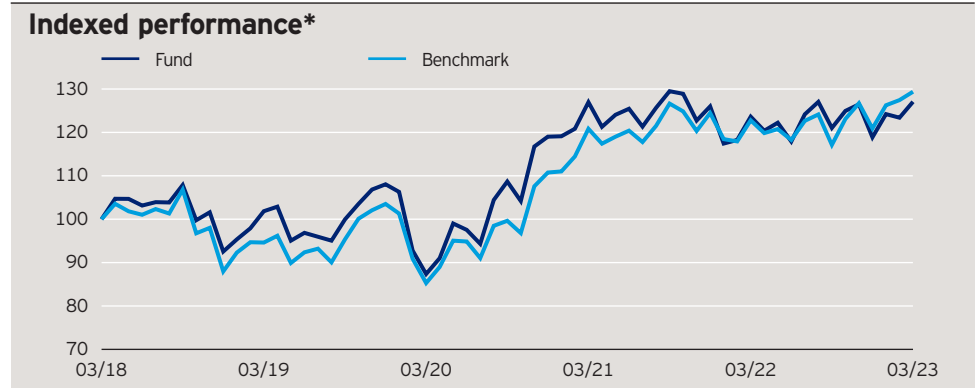
Investment risks

For complete information on risks, refer to the legal documents. The value of investments and any income will fluctuate (this may partly be the result of exchange rate fluctuations) and investors may not get back the full amount invested.

Fund Strategy

The fund manager uses a bottom up research process to focus on high quality companies with sustainable competitive advantages, particularly those with strong intangible values which generate healthy cash flows. Specifically, the team believes that companies with, including but not limited to, strong brands, technology and customer loyalty can offer compelling long-term investment returns when purchased at attractive prices. These values embedded within a robust business franchise are difficult to create or replicate, and allow companies to sustain a competitive advantage. The effective use of intangibles can generate strong free cash flow and increase enterprise value.

Past performance does not predict future returns. Data points are as at month end.



Cumulative performance*

in %	YTD	1 month	1 year	3 years	5 years
Fund	6.88	2.97	2.77	45.43	27.06
Benchmark	7.01	1.52	5.37	51.71	29.38

Calendar year performance*

in %	2018	2019	2020	2021	2022
Fund	-12.38	16.74	10.16	5.86	-5.65
Benchmark	-16.26	17.67	6.99	12.38	-2.86

Standardised rolling 12 month performance*

in %	03.13	03.14	03.15	03.16	03.17	03.18	03.19	03.20	03.21	03.22	03.23
Fund	17.18	26.22	-9.32	13.76	14.42	1.84	-14.21	45.32	-2.63	2.77	
Benchmark	18.30	30.32	-11.11	14.32	15.49	-5.38	-9.87	41.69	1.62	5.37	

The performance data shown does not take account of the commissions and costs incurred on the issue and redemption of units. Returns may increase or decrease as a result of currency fluctuations. The investment concerns the acquisition of units in a fund and not in a given underlying asset.

Invesco Japanese Equity Advantage Fund

R-Acc Shares

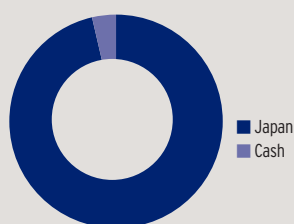
31 March 2023

Top 10 holdings*

(total holdings: 42)

Holding	Sector	%
Toyota Tsusho	Industrials	4.4
Keyence	Information Technology	4.4
USS	Consumer Discretionary	4.3
Square Enix	Communication Services	4.3
Dentsu	Communication Services	4.2
ORIX	Financials	3.9
Shin-Etsu Chemical	Materials	3.7
Hoya	Health Care	3.7
Canon	Information Technology	3.6
Sanrio	Consumer Discretionary	3.5

Geographical weightings of the fund in %*

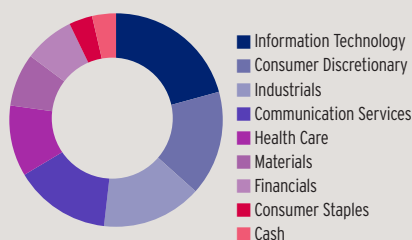


Geographical weightings*

	in %		in %
Japan	96.4	Information Technology	20.7
Cash	3.6	Consumer Discretionary	15.9
		Industrials	15.2
		Communication Services	14.6
		Health Care	10.8
		Materials	8.0
		Financials	7.6
		Consumer Staples	3.5
		Cash	3.6

Sector weightings*

Sector weightings of the fund in %*



Financial characteristics*

Average weighted market capitalisation	JPY 2.55 tn
Median market capitalisation	JPY 596.93 bn

3 year characteristics**

Alpha	-2.73
Beta	1.11
Correlation	0.96
Information ratio	-0.30
Sharpe ratio	0.86
Tracking error in %	4.62
Volatility in %	15.47

For detailed information about the 3 year characteristics please see <http://assets.invescohub.com/invesco-eu/glossary.pdf>.

NAV and fees

Current NAV

JPY 5,372.00

12 month price high

JPY 5,507.00 (17/08/2022)

12 month price low

JPY 4,826.00 (20/06/2022)

Minimum investment ¹

JPY 120,000

Entry charge

0.00%

Annual management fee

1.4%

Ongoing charges ²

2.47%

Source: *Invesco. Costs may increase or decrease as result of currency and exchange rate fluctuations. Consult the legal documents for further information on costs. Portfolio weightings and allocations are subject to change. The weightings for each breakdown are rounded to the nearest tenth or hundredth of a percent; therefore, the aggregate weights for each breakdown may not equal 100%. **Morningstar.

Invesco Japanese Equity Advantage Fund

R-Acc Shares

31 March 2023

Important Information

¹The minimum investment amounts are: USD 1,500 / EUR 1,000 / GBP 1,000 / CHF 1,500 / SEK 10,000. Please contact us or refer to the most up to date Prospectus for details of minimum investment amounts in other currencies.

²The Ongoing Charges figure includes the annual management fee and other administrative or operating costs. It is a percentage of the value of your investment per year. This is an estimate based on actual costs over the last year.

This marketing communication is directed at retail clients in the UK. Investors should read the legal documents prior to investing.

The R Share class is subject to an annual distribution fee. Such distribution fee will be paid by Invesco Management S.A. to distributors appointed for the distribution of R shares in consideration for providing specific distribution-related services to investors in the R Share class. Please seek guidance from your advisor to ensure that the most appropriate Share class for your investment needs is selected. Previous Benchmark: TOPIX (Total Return) up to 30 June 2020. Where individuals or the business have expressed opinions, they are based on current market conditions, they may differ from those of other investment professionals and are subject to change without notice. This marketing communication is not an invitation to subscribe for shares in the fund and is by way of information only, it should not be considered financial advice. Persons interested in acquiring the fund should inform themselves as to (i) the legal requirements in the countries of their nationality, residence, ordinary residence or domicile; (ii) any foreign exchange controls and (iii) any relevant tax consequences. This does not constitute an offer or solicitation by anyone in any jurisdiction in which such an offer is not authorised or to any person to whom it is unlawful to make such an offer or solicitation. As with all investments, there are associated risks. This document is by way of information only. Asset management services are provided by Invesco in accordance with appropriate local legislation and regulations. The fund is available only in jurisdictions where its promotion and sale is permitted. Not all share classes of this fund may be available for public sale in all jurisdictions and not all share classes are the same nor do they necessarily suit every investor. Fee structure and minimum investment levels may vary dependent on share class chosen. Please check the most recent version of the fund prospectus in relation to the criteria for the individual share classes and contact your local Invesco office for full details of the fund registration status in your jurisdiction. This is marketing material and not intended as a recommendation to buy or sell any particular asset class, security or strategy. Regulatory requirements that require impartiality of investment/investment strategy recommendations are therefore not applicable nor are any prohibitions to trade before publication. For more information on our funds and the relevant risks, please refer to the share class-specific Key Investor Information Documents, the Annual or Interim Reports, the Prospectus, and constituent documents, available from www.invesco.eu. A summary of investor rights is available in English from www.invescomanagementcompany.lu. The management company may terminate marketing arrangements. Please be advised that the information provided in this document is referring to the R-Acc Shares exclusively. The Invesco Japanese Equity Advantage Fund is domiciled in Luxembourg.

© 2023 Morningstar. All rights reserved. The information contained herein: (1) is proprietary to Morningstar and/or its content providers; (2) may not be copied or distributed; and (3) is not warranted to be accurate, complete or timely. Neither Morningstar nor its content providers are responsible for any damages or losses arising from any use of this information.

Additional information for the UK: Issued by Invesco Management S.A., President Building, 37A Avenue JF Kennedy, L-1855 Luxembourg, regulated by the Commission de Surveillance du Secteur Financier, Luxembourg.

Invesco Japanese Equity Advantage Fund

R-Acc Shares

31 March 2023

SFDR (Sustainable Finance Disclosure Regulation)

The Fund complies with Article 8 with respect to the EU's Sustainable Finance Disclosure Regulation*. As such, the fund promotes, among other characteristics, environmental or social characteristics or a combination of those characteristics. In addition, the companies in which the fund invests follow good governance practices. *Regulation (EU) 2019/2088 on sustainability - related disclosures in the financial services sector.

Exclusion Framework

The Fund embeds an exclusionary framework to specific activities based on UN Global Compact, severe governmental sanctions, revenue thresholds for certain activities linked to environmental and/or social criteria, as well as ensuring that companies follow good governance practices. The list of activities and their thresholds are listed below:

UN Global Compact	- Non-Compliant
Country sanctions	- Sanctioned investments are prohibited*
Controversial weapons	- 0% of revenue including companies involved in the manufacture of nuclear warheads or whole nuclear missiles outside of the Non-Proliferation Treaty (NPT)
Coal	- Thermal Coal extraction: $\geq 5\%$ of revenue - Thermal Coal Power Generation: $\geq 10\%$ of revenue
Unconventional oil & gas	- $\geq 5\%$ of revenue on each of the following: Arctic oil & gas exploration; Oil sands extraction; Shale energy extraction;
Tobacco	- Tobacco Products production: $\geq 5\%$ of revenue - Tobacco related products and services: $\geq 5\%$ of revenue
Others	- Recreational cannabis: $\geq 5\%$ of revenue
Good governance	- Ensure that companies follow good governance practices in the areas of sound management structures, employee relations, remuneration and tax compliance
Military Contracting	- Military Contracting Overall $\geq 10\%$ - Small Arms Overall $\geq 0\%$

*At Invesco we continuously monitor any applicable sanctions, including those imposed by the UN/US/EU and UK. These sanctions may preclude investments in the securities of various governments/regimes/entities and as such will be included in our compliance guidelines and workflows (designed to ensure compliance with such sanctions). The wording of international sanctions is something that we pay particular attention to as there are occasions where sanctions can exist in limited form, for example allowing investments in the secondary market. In addition to sanctions targeting entire countries, there are other thematic regimes, which may focus for example on human rights, cyber attacks, terrorist financing and corruption, which may apply to both individuals and/or entities/corporations.

Any investment decision should take into account all the characteristics of the fund as described in the legal documents. For sustainability related aspects, please refer to: <https://www.invescomanagementcompany.lu/lux-manco/literature>.

At Invesco we have looked to put in place minimum safeguards across multiple sub-funds of Invesco Funds (as listed above) to allow them to meet Article 8 requirements of the SFDR Regulation as of 2 November 2021. To be classified as a so-called Article 8 product, the sub-funds need to promote, among other things, environmental and/or social characteristics while also ensuring that investee companies follow good governance practices. In order to meet such requirements, it was determined that we would look to exclude certain activities based on certain thresholds, which may be updated from time to time. For further details please refer to the website of the management company at <https://www.invescomanagementcompany.lu>.

As noted above this is a proprietary framework developed by Invesco in line with Article 8 requirements of the Regulation (EU) 2019/2088 on sustainability. The framework is developed, maintained and monitored by Invesco. In order to assess companies against the noted criteria, Invesco uses a combination of Sustainalytics and ISS (Institutional Shareholder Services) to assess compliance, however, this can be supplemented with other service providers where appropriate. While there is a broad coverage across the various systems, there is no one system that has complete coverage of the entire investment universe. As a result, investment teams will be responsible for conducting an assessment of companies for which data is not available, under the appropriate supervision and oversight of our investment compliance and ESG teams.

Invesco's Commitment to ESG

Invesco has an investment-led ESG approach. We provide a comprehensive range of ESG-focused capabilities that enable clients to express their values through investing. We also integrate financially material ESG considerations across our investment platform, taking into account critical factors that help us deliver strong outcomes to clients.