

# Invesco Environmental Climate Opportunities Bond Fund A-SD Shares

31 March 2025

This marketing communication is directed at retail clients in the UK and Professional investors in Jersey and Guernsey. Investors should read the legal documents prior to investing.

## Summary of fund objective

The Fund aims to achieve income and capital growth and to support the transition to a low carbon economy over the medium to long term. The Fund seeks to achieve its objective by investing primarily in global investment grade corporate debt securities (as well as other debt securities issued by quasi-sovereigns, supranational bodies or public international bodies), which meet the Fund's environmental, social and governance (ESG) criteria. For the full objectives and investment policy please consult the current prospectus.

## Key facts



Michael Matthews  
Managed fund since  
October 2021



Tom Hemmant  
Managed fund since  
October 2021

### Share class launch

01 July 1994

### Original fund launch <sup>1</sup>

01 July 1994

### Legal status

Luxembourg SICAV with UCITS status

### Share class currency

USD

### Share class type

Income

### Fund size

USD 66.64 mn

### Reference Benchmark <sup>2</sup>

85% ICE BofA Global Corporate Index (USD Hedged) / 15% ICE BofA Global High Yield Index (USD Hedged)

### Bloomberg code

INVPGBI LX

### ISIN code

LU0082941435

### Settlement date

Trade Date + 3 Days

### Morningstar Rating™

★★★★

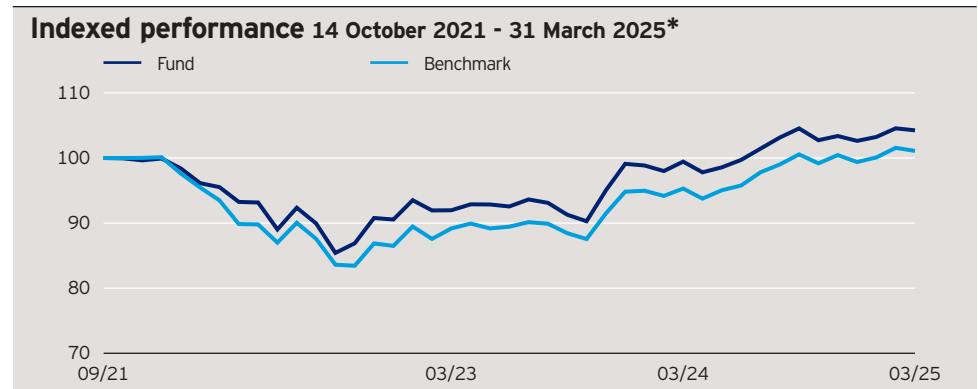
## Investment risks

For complete information on risks, refer to the legal documents. The value of investments and any income will fluctuate (this may partly be the result of exchange rate fluctuations) and investors may not get back the full amount invested. Debt instruments are exposed to credit risk which is the ability of the borrower to repay the interest and capital on the redemption date. Changes in interest rates will result in fluctuations in the value of the fund. The fund uses derivatives (complex instruments) for investment purposes, which may result in the fund being significantly leveraged and may result in large fluctuations in the value of the fund. The Fund may invest in a dynamic way across assets/asset classes, which may result in periodic changes in the risk profile, underperformance and/or higher transaction costs. The fund may invest in distressed securities which carry a significant risk of capital loss. The fund may invest in contingent convertible bonds which may result in significant risk of capital loss based on certain trigger events. The fund may invest in certain securities listed in China which can involve significant regulatory constraints that may affect the liquidity and/or the investment performance of the fund. Investments in debt instruments which are of lower credit quality may result in large fluctuations in the value of the fund. As a portion of the Fund may be exposed to less developed countries, you should be prepared to accept large fluctuations in the value of the Fund. The lack of common standards may result in different approaches to setting and achieving ESG objectives. In addition, the respect of the ESG criteria may cause the Fund to forego certain investment opportunities.

## Fund Strategy

The Fund invests primarily in debt instruments issued by companies worldwide, including investment grade, non-investment grade and unrated debt instruments, which meet the Fund's environmental, social and governance (ESG) criteria as further detailed in the Important information.

Past performance does not predict future returns. Data points are as at month end.



## Cumulative performance\*

in %	YTD	YTD	1 month	1 year	3 years	Since inception
Fund	1.58	1.58	-0.30	4.83	9.13	4.25
Benchmark	1.72	1.72	-0.46	6.07	8.13	1.08

## Calendar year performance\*

in %	2020	2021	2022	2023	2024
Fund	-	-	-9.38	9.45	3.56
Benchmark	-	-	-13.62	9.63	4.80

## Standardised rolling 12 month performance\*

in %	03.15	03.16	03.17	03.18	03.19	03.20	03.21	03.22	03.23	03.24	03.25
Fund	-	-	-	-	-	-	0.00	-3.72	8.13	4.83	
Benchmark	-	-	-	-	-	-	0.00	-4.61	6.87	6.07	

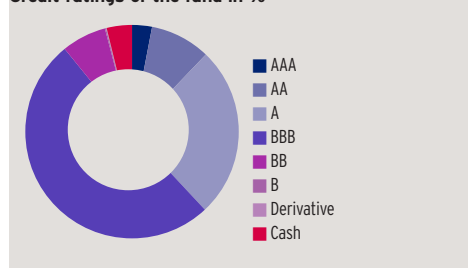
The performance data shown does not take account of the commissions and costs incurred on the issue and redemption of units. Returns may increase or decrease as a result of currency fluctuations. The investment concerns the acquisition of units in an actively managed fund and not in a given underlying asset.

# Invesco Environmental Climate Opportunities Bond Fund

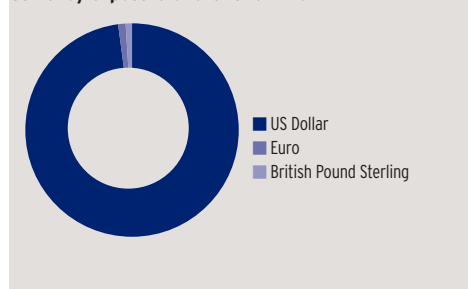
A-SD Shares

31 March 2025

## Credit ratings of the fund in %\*



## Currency exposure of the fund in %\*



## NAV and fees

### Current NAV

USD 5.61

### 12 month price high

USD 5.75 (26/08/2024)

### 12 month price low

USD 5.42 (26/04/2024)

### Minimum investment <sup>3</sup>

USD 1,500

### Entry charge

Up to 5.00%

### Annual management fee

0.75%

### Ongoing costs <sup>4</sup>

1.08%

## Top 10 issuers\*

(total holdings: 154)

	in %
United States	4.6
EIB	3.0
Natwest	2.2
Lloyds	2.1
Enel	2.0
EDP	2.0
Nationwide	2.0
Santander	1.9
UBS	1.9
BT	1.7

## Credit ratings\*

(average rating: BBB+)

	in %
AAA	3.0
AA	9.1
A	25.9
BBB	51.1
BB	6.8
B	0.2
Derivative	0.1
Cash	3.8

## Currency exposure\*

	in %
US Dollar	97.9
Euro	1.1
British Pound Sterling	1.0

## Modified duration\*

Modified duration	6.0
-------------------	-----

## Yield %\*

Gross Current Yield	3.95
Gross Redemption Yield	4.67

## 3 year characteristics\*\*

Alpha	4.16
Beta	0.77
Correlation	0.90
Information ratio	1.15
Sharpe ratio	-0.20
Tracking error in %	4.03
Volatility in %	7.88

For detailed information about the 3 year characteristics please see <http://assets.invescohub.com/invesco-eu/glossary.pdf>.

# Invesco Environmental Climate Opportunities Bond Fund

A-SD Shares

31 March 2025

## Important Information

<sup>1</sup>The Original Fund Launch date relates to the previous fund named: Invesco Global Bond Fund, which was renamed to Invesco Environmental Climate Opportunities Bond Fund on 14 October 2021 and the track record restarted on that date.

<sup>2</sup>Previous Benchmark: Mstar GIF OS Global Bond up to 29 February 2020, Bloomberg Global Aggregate Total Return Index up to 13 October 2021 and 75% ICE BofA Global Corporate Index (USD Hedged) / 25% ICE BofA Global High Yield Index (USD Hedged) up to 17 January 2024.

<sup>3</sup>The minimum investment amounts are: USD 1,500 / EUR 1,000 / GBP 1,000 / CHF 1,500 / SEK 10,000. Please contact us or refer to the most up to date Prospectus for details of minimum investment amounts in other currencies.

<sup>4</sup>The Ongoing costs represent management fee and operating fee of the Share class (including the operational expenses of the underlying funds). It excludes portfolio transaction costs. It is a percentage of the value of your investment per year. This is an estimate based on actual costs over the last year, or on expected costs if newly launched. For the ongoing charges calculated under the UCITS KIID UK methodology, please refer to the UK UCITS KIID available on the website here: <https://www.invesco.co.uk/uk/resources/literature>

**This marketing communication is directed at retail clients in the UK and Professional investors in Jersey and Guernsey. Investors should read the legal documents prior to investing. Data as at 31 March 2025, unless otherwise stated.**

Screening will be employed to exclude issuers that do not meet the Fund's criteria, including but not limited to, the level of involvement in certain activities such as fossil fuels as well as non-climate-related sectors such as unconventional weapons and tobacco. Positive screening will be used to identify corporate and government debt instruments where the issuers' activities positively contribute to the transition to a low carbon economy, based on the fund manager's proprietary methodology. The Fund also invests in bonds issued by companies or governments that have committed to reduce their greenhouse gas (GHG) emissions to net zero by 2050 in line with the Paris Agreement on climate change. The Fund may also invest in debt instruments with sustainable characteristics, including, but not limited to, green bonds, sustainability-linked bonds and transition bonds (used to fund a company's transition towards reduced environmental impact or lower carbon emissions).

This is marketing material and not financial advice. It is not intended as a recommendation to buy or sell any particular asset class, security or strategy. Regulatory requirements that require impartiality of investment/investment strategy recommendations are therefore not applicable nor are any prohibitions to trade before publication. Views and opinions are based on current market conditions and are subject to change. The yield shown is expressed as a % per annum of the current NAV of the fund. It is an estimate for the next 12 months, assuming that the fund's portfolio remains unchanged and there are no defaults or deferrals of coupon payments or capital repayments. The yield is not guaranteed. Nor does it reflect any charges. Investors may be subject to tax on distributions. For information on our funds and the relevant risks, refer to the Key Information Documents/Key Investor Information Documents (local languages) and Prospectus (English, French, German, Spanish, Italian), and the financial reports, available from [www.invesco.eu](http://www.invesco.eu). A summary of investor rights is available in English from [www.invesco-management-company.lu](http://www.invesco-management-company.lu). The management company may terminate marketing arrangements. Not all share classes of this fund may be available for public sale in all jurisdictions and not all share classes are the same nor do they necessarily suit every investor. If investors are unsure if this product is suitable for them, they should seek advice from a financial adviser. **Any investment decision should take into account all the characteristics of the fund as described in the legal documents. For sustainability related aspects, please refer to: <https://www.invesco-management-company.lu/lux-manco/literature>.**

© 2025 Morningstar. All rights reserved. The information contained herein: (1) is proprietary to Morningstar and/or its content providers; (2) may not be copied or distributed; and (3) is not warranted to be accurate, complete or timely. Neither Morningstar nor its content providers are responsible for any damages or losses arising from any use of this information.

Issued by Invesco Management S.A., President Building, 37A Avenue JF Kennedy, L-1855 Luxembourg, regulated by the Commission de Surveillance du Secteur Financier, Luxembourg. **Jersey:** Consent under the Control of Borrowing (Jersey) Order 1958 (the "COBO Order") has not been obtained for the circulation of this document. The offer that is the subject of this document may only be made in Jersey where it is valid in the United Kingdom. **In Guernsey the fund can only be promoted to Professional Clients.**

# ESG Supplement

31 March 2025

## ESG Characteristics

The Invesco Environmental Climate Opportunities Bond Fund (the fund) is an actively managed fixed income fund that invests in corporate bonds from issuers globally. The fund has both a financial and a non-financial objective; these are: i) to provide income and growth; and ii) to support the transition to a low carbon economy.

## SFDR (see Glossary)

The fund complies with article 8 of SFDR (the EU's Sustainable Finance Disclosure Regulation) in that it promotes environmental or social characteristics, and in that the companies in which investments are made follow good governance practices. More information is available at [www.invesco.com/managementcompany.lu](http://www.invesco.com/managementcompany.lu)

## Invesco's Approach to ESG

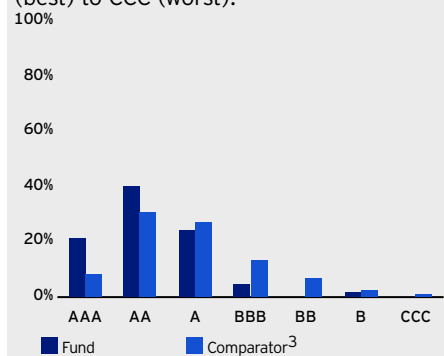
Invesco has an investment-led ESG approach. We provide a comprehensive range of ESG-focused capabilities that enable clients to express their values through investing. Where appropriate, for certain funds, we also integrate financially material ESG considerations, taking into account critical factors that help us deliver strong outcomes to clients.

ESG Characteristics <sup>1</sup>	Fund	Comparator <sup>3</sup>
ESG Fund Rating (AAA-CCC)	AA	A
ESG Quality Score (0-10)	7.6	6.6
Environmental Pillar Score	7.5	6.2
Social Pillar Score	5.2	4.8
Governance Pillar Score	6.3	5.8
ESG % Coverage	94.5	91.9

Carbon Characteristics <sup>2</sup>	Fund	Comparator <sup>3</sup>
Financed Emissions Scope 1 + 2 (tCO <sub>2</sub> e)	1,225.7	2,997.5
Financed Emissions Scope 1 + 2 + 3 (tCO <sub>2</sub> e)	20,109.7	28,786.4
Relative Carbon Footprint (tCO <sub>2</sub> e/USD M invested)	29.2	63.6
Wtd Avg Carbon Intensity (tCO <sub>2</sub> e/USD M sales)	104.8	199.7
% Carbon Coverage (excluding cash)	90.5	92.2

## MSCI ESG Rating Distribution<sup>1</sup>

This shows the distribution of ESG ratings across the underlying funds from AAA (best) to CCC (worst).



## ESG Trend Momentum<sup>1</sup>

The percentage of holdings held by the Fund that have improved their ESG Rating, (positive), have no change (stable) or worsened (negative) since the previous rating.

Trend	Fund	Comparator <sup>3</sup>
Positive	3.6%	12.6%
Stable	84.1%	75.8%
Negative	10.9%	11.2%
Unrated	1.4%	0.3%

ESG Rating Distribution by Sector <sup>1, 4</sup>	AAA	AA	A	BBB	BB	B	CCC	NR
Communication Services	0.3%	1.0%	2.6%	3.6%	-	-	-	-
Consumer Discretionary	-	4.2%	1.7%	-	-	1.1%	-	-
Consumer Staples	-	2.9%	-	-	-	-	-	-
Energy	-	-	-	-	-	-	-	-
Financials	6.7%	15.6%	-	-	-	-	-	-
Health Care	-	1.0%	1.6%	-	-	0.2%	-	-
Industrials	1.2%	1.8%	2.2%	0.9%	-	-	-	-
Information Technology	-	1.0%	1.2%	0.8%	-	-	-	-
Materials	1.5%	1.3%	-	-	-	-	-	-
Real Estate	1.9%	2.3%	1.1%	-	-	-	-	-
Utilities	5.3%	5.3%	3.8%	-	-	-	-	-
Other	4.6%	3.8%	6.1%	-	-	1.3%	-	5.3%

<sup>1</sup> ESG data is sourced from MSCI at the security level and ESG metrics are calculated by FE FundInfo, replicating the MSCI methodology, using the underlying holdings of the portfolio. For more details, please see MSCI's methodology [www.msci.com](http://www.msci.com)

<sup>2</sup> Carbon Characteristics are calculated by Invesco using ISS classifications at the security level. Latest climate dataset available is as of 2022.

<sup>3</sup> Comparator: We are comparing to 85% ICE BofA Global Corporate Index USD Hedged (Total Return) and 15% ICE BofA Global High Yield Index USD Hedged (Total Return).

<sup>4</sup> The ESG rating distribution table does not include cash positions and therefore may not total 100%.

Climate-Based Exclusions <sup>5</sup>	Fund
Thermal Coal Extraction	Yes
Thermal Coal Power Generation	Yes
Unconventional Oil and Gas	Yes
Oil and Gas (Conventional)	Yes
Chemicals of Concern	No
Nuclear Power	No

Non-Climate-Based Exclusions <sup>5</sup>	Fund
Controversial Weapons	Yes
Tobacco	Yes
UN Global Compact Status	Non-Compliant
Nuclear weapons outside the Non-Proliferation Treaty	Yes
Recreational Cannabis	Yes
Military Contracting	No
Civilian Firearms	No
Adult Entertainment	No
Gambling	No
Alcohol	No

Responsible Investment Approach	Yes	No	N/A
ESG Integration	✓		
Negative Screen / Positive Allocation	✓		
Sustainable Investments	✓		
Impact Fund		✓	
Engagement	✓		
Voting (Equities only)		✓	

#### <sup>5</sup> Exclusion Criteria

The exclusion criteria may vary depending on the activity from zero tolerance to exclusions based on % of revenue. For further details on the revenue threshold applied to specific exclusions please refer to the Sustainability-related disclosures on the website of the Management Company.  
www.invescomanagementcompany.lu

#### Exclusion criteria definitions are as follows:

**Thermal Coal Extraction:** The company extracts thermal coal.

**Thermal Coal Power Generation:** The company generates electricity from thermal coal.

**Unconventional Oil and Gas:** The company is involved in oil and gas exploration in the Arctic and/or extracts oil sands and/or is involved in shale energy exploration/production.

**Oil and Gas (Conventional):** The company is involved in oil and gas exploration and production.

**Chemicals of Concern:** The company produces chemicals which are banned by the three international conventions: UNEP Stockholm Convention, OSPAR Convention, the Montreal Protocol on Substances that Deplete the Ozone Layer.

**Nuclear Power:** The company generates power from nuclear sources or derives revenue from developing products or services that support the nuclear power industry.

**Controversial Weapons:** Companies that have been identified as having ties to controversial weapons, including cluster munitions, anti-personnel landmines, weapons containing depleted uranium, biological and chemical weapons.

**Tobacco:** The company manufactures tobacco products and/or supplies tobacco-related products/services.

**UN Global Compact Status:** Companies that have been identified as "non-compliant" under the United Nations Global Compact by Sustainalytics.

**Nuclear Weapons Outside the Non-Proliferation Treaty:** The company is involved in the manufacture of nuclear weapons or their tailor made components AND these weapons are distributed to a country that is not a declared nuclear power under the Treaty on the Non-Proliferation of Nuclear Weapons.

**Recreational Cannabis:** The company is involved in or has ties to revenue from recreational cannabis.

**Military Contracting:** The company derives revenue from the manufacturing of weapons / weapon components or from providing tailor-made products or services to the army or the defense industry.

**Civilian Firearms:** The company derives revenue from the manufacturing of small arms designed and marketed for the civilian market. This includes the manufacturing and retail of civilian firearms.

**Adult Entertainment:** The company derives revenue from adult entertainment. This includes sex shops, producers of adult movies, cinemas that show adult movies, adult entertainment magazines, and the broadcasting of adult entertainment.

**Gambling:** The company derives revenue from gambling. This includes companies that own casinos, offer bookmaking or online gambling, or manufacture gambling products (e.g. slot machines), etc.

**Alcohol:** The company derives revenue from alcoholic beverages. This includes producers as well as distributors or owners of retail stores that sell alcoholic beverages.

#### Responsible Investment Approach definitions are as follows:

**ESG Integration:** The process of including ESG factors in the fundamental financial analysis of companies and investments.

**Negative Screen / Positive Allocation:** A process that either excludes a portion of the investment universe that score badly on ESG criteria, focuses upon companies engaged in positive activities for the community or natural world, such as recycling, education or public transport or a combination of both.

**Sustainable Investments:** An investment in an economic activity that meets the definition of a Sustainable Investment per Article 2 (17) of the SFDR.

**Impact Fund:** Funds managed with the intention of generating positive, measurable social and environmental impacts, where impact has priority over financial performance.

**Engagement:** The process of communicating with representatives of a company as a shareholder with the aim of improving their behaviour and policies.

**Voting (Equities only):** Also known as Proxy Voting, it is a form of voting whereby the fund manager casts votes on behalf of their mutual fund shareholders on a variety of issues, that may include the election of board members, merger or acquisition approvals, or approving a stock compensation plan.

## Glossary

**ESG Characteristics:** Environmental, social, and governance (ESG) information is a critical part of corporate and investment strategy and embedding material sustainability considerations into corporate and investment decisions is integral to long-term success from both financial and sustainability perspectives.

**MSCI ESG Fund Rating:** The Fund's ESG rating is designed to assess the resilience of the fund's aggregate holdings to long-term, financially relevant ESG risks and should facilitate the ability to rank or screen mutual funds and ETFs on a AAA to CCC ratings scale. This rating aims to provide fund level transparency and measures the ESG characteristics of the total portfolio. It is calculated as a direct mapping of MSCI ESG Quality Scores to letter rating categories. ESG Leaders are holdings with an ESG rating of AAA or AA (best in class), and ESG Laggards are holdings with an ESG rating of B or CCC.

**MSCI ESG Quality Score:** Calculated as the weighted average of the underlying holding's ESG scores, excluding any underlying holding where this information is not available. It is provided on a 0-10 scale, with 0 and 10 being the respective lowest and highest possible scores. MSCI scores underlying holdings according to their exposure to and management of key ESG issues, which are divided into three pillars: environmental, social and governance.

- **Environmental Pillar Score:** Provides an assessment of environmental factors including emissions, carbon footprint, fossil fuel usage and sustainable opportunities.
- **Social Pillar Score:** Relates to the operating environment of an underlying holding, including labour management, product liabilities, and health and safety.
- **Governance Pillar Score:** Provides an assessment of risk and management practices related to Corporate Governance and Corporate Behaviour.

**ESG % Coverage:** The percentage of the fund and comparator where MSCI ESG Research data is available.

**Financed Emissions:** Measure the greenhouse gas emissions associated with the investment. This figure represents the absolute overall exposure of the fund and is dependent on AUM, hence an increase in the AUM will cause the finance emissions to increase and vice versa. The fund AUM is used to calculate the Comparator's financed emissions which will also increase or decrease depending on the AUM size.

**Scope 1:** Covers direct emissions from owned or controlled sources.

**Scope 2:** Covers indirect emissions from the generation of purchased electricity, steam, heating and cooling consumed by the reporting company.

**Scope 3:** Includes all other indirect emissions that occur in a company's value chain.

**Relative Carbon Footprint:** The measure of the impact of activities on the amount of greenhouse gases produced, such as burning fossil fuels. Measured as Scope 1+ 2 Emissions per USD 1M invested.

**Wtd Avg (Weighted Average) Carbon Intensity:** The underlying holdings exposure to carbon intensive holdings, calculated as the weighted average of the constituent's intensity metrics: Scope 1 + 2 emissions per USD 1M revenue for corporates and total country carbon emissions per USD 1M GDP for government bonds.

**% Carbon Coverage (excluding cash):** This represents the % weighting of the Fund/Benchmark for which carbon data is available.

## References to Regulations

**SFDR:** Part of the EU's Sustainable Finance Action Plan, the Sustainable Finance Disclosure Regulation aims to promote transparency on sustainability by ensuring that participants in the financial services sector provide consistent information to clients in relation to the sustainability of the products and services they provide.

## Important Information

The information presented in this section is for illustrative purposes only. Providing this information is not indicative of how or whether ESG factors will be integrated into the fund. Unless otherwise stated in the legal offering documents, the ESG information provided in this document does not change the fund's investment objective or policy or constrain the fund's investable universe. Ratings may vary from one rating agency to another. A rating may change over time and is not a guarantee of future performance of the fund.

Certain information © 2025 MSCI ESG Research LLC. Reproduced by permission, no further distribution. This report contains certain information (the "Information") sourced from MSCI ESG Research LLC, or its affiliates or information providers (the "ESG Parties"). The information may only be used for your internal use, may not be reproduced or disseminated in any form and may not be used as a basis for or a component of any financial instruments or products or indices. Although they obtain information from sources they consider reliable, none of the ESG Parties warrants or guarantees the originality, accuracy and/or completeness, of any data herein and expressly disclaim all express or implied warranties, including those of merchantability and fitness for a particular purpose. None of the MSCI information is intended to constitute investment advice or a recommendation to make (or refrain from making) any kind of investment decision and may not be relied on as such, nor should it be taken as an indication or guarantee of any future performance, analysis, forecast or prediction. None of the ESG Parties shall have any liability for any errors or omissions in connection with any data herein, or any liability for any direct, indirect, special, punitive, consequential or any other damages (including lost profits) even if notified of the possibility of such damages.

The data as represented has in the main been sourced from MSCI and ISS for respective categories. It should be noted that the ratings represented here may not be representative of the rating applied by the investment team as they use their own proprietary rating methodologies to assess the ESG credentials of each issuer. In addition, there are certain asset classes where data coverage per provider is not uniform and does not cover every single issuer. To the extent that MSCI/ISS does not cover a security in the fund, this does not represent that the security is not covered and rated by the investment team. Any holding held by the fund is rated by each investment team using their proprietary rating methodology sourcing information from external sources and unique insight that the teams have into the individual issuers.