



Invesco US Value Equity Fund

A-SD Shares

31 March 2025

This marketing communication is directed at retail clients in the UK and Professional investors in Jersey and Guernsey. Investors should read the legal documents prior to investing.

Summary of fund objective

The Fund seeks capital growth and income through investments in equity securities, including common stocks, preferred stocks and securities convertible into common and preferred stocks. The fund emphasizes a value style of investing, seeking well-established, undervalued companies believed by the fund's investment adviser to possess the potential for capital growth and income. The Fund will invest primarily in the common or preferred stocks of companies which are located in the United States of America (US). For the full objectives and investment policy please consult the current prospectus.

Key facts



Kevin Holt
Managed fund since August 1999



Devin Armstrong
Managed fund since March 2024

Share class launch

30 September 2011

Original fund launch

17 May 1994

Legal status

Luxembourg SICAV with UCITS status

Share class currency

USD

Share class type

Income

Fund size

USD 187.96 mn

Reference Benchmark ¹

S&P 500 Value Index (Net Total Return)

Bloomberg code

IUSVADU LX

ISIN code

LU0607513743

Settlement date

Trade Date + 3 Days

Morningstar Rating™

★★★

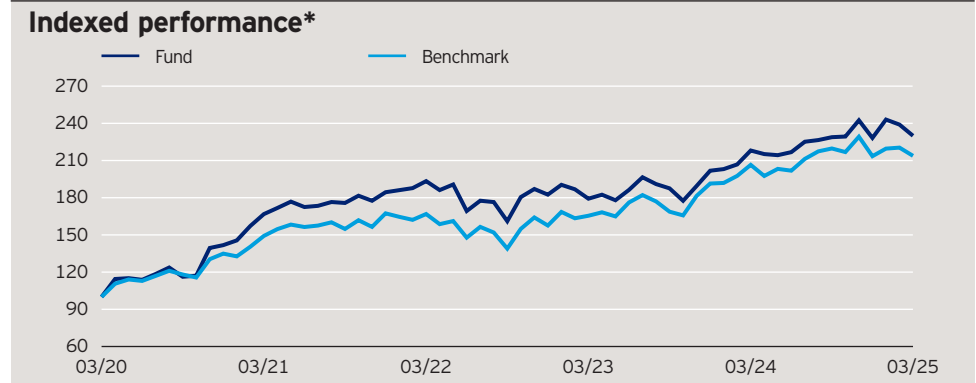
Investment risks

For complete information on risks, refer to the legal documents. The value of investments and any income will fluctuate (this may partly be the result of exchange rate fluctuations) and investors may not get back the full amount invested.

Fund Strategy

The strategy is a contrarian approach utilizing a long-term investment time horizon (typically, 5-7 years) to take advantage of significant discrepancies between the current stock market price and the underlying intrinsic value of a company. Since financial markets tend to focus on short-term factors, this often results in stock prices that fail to reflect the intrinsic value of companies. We place heavy emphasis on financial analysis when assessing a company and focus on cash flow, balance sheet and income statements.

Past performance does not predict future returns. Data points are as at month end.



Cumulative performance*

in %	YTD	YTQ	1 month	1 year	3 years	5 years
Fund	0.76	0.76	-3.78	5.45	18.91	129.95
Benchmark	0.13	0.13	-3.01	3.53	28.12	113.78

Calendar year performance*

in %	2020	2021	2022	2023	2024
Fund	-3.29	30.10	-1.05	10.57	13.10
Benchmark	0.51	24.08	-5.87	21.49	11.53

Standardised rolling 12 month performance*

in %	03.15	03.16	03.17	03.18	03.19	03.20	03.21	03.22	03.23	03.24	03.25
Fund	-9.66	20.83	10.68	0.21	-24.68	66.78	15.95	-7.33	21.68	5.45	
Benchmark	-1.12	17.74	6.90	5.10	-12.89	49.18	11.85	-0.84	24.79	3.53	

The performance data shown does not take account of the commissions and costs incurred on the issue and redemption of units. Returns may increase or decrease as a result of currency fluctuations. The investment concerns the acquisition of units in an actively managed fund and not in a given underlying asset.

Invesco US Value Equity Fund

A-SD Shares

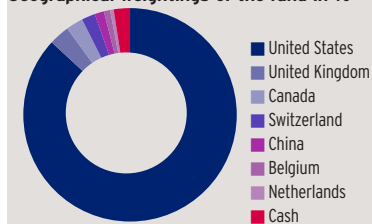
31 March 2025

Holdings and active weights*

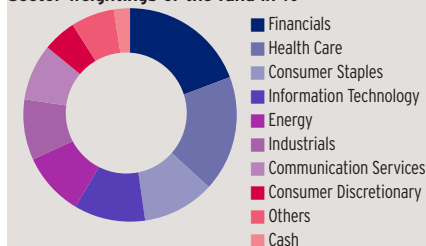
(total holdings: 78)

Top 10 holdings	%	Top 10 overweight	+	Top 10 underweight	-
Wells Fargo	3.1	Wells Fargo	2.1	Apple	7.6
Bank of America	3.0	Meta Platforms 'A'	2.0	Microsoft	3.2
Cisco Systems	2.4	CVS Health	2.0	Amazon	3.2
Microsoft	2.4	Sanofi ADR	1.9	Berkshire Hathaway 'B'	2.1
CVS Health	2.3	Alphabet 'A'	1.8	Procter & Gamble	1.7
Chevron	2.1	Bank of America	1.8	JPMorgan Chase	1.2
Philip Morris	2.1	Suncor Energy	1.7	UnitedHealth	1.1
Meta Platforms 'A'	2.0	Sysco	1.7	Abbott Laboratories	1.0
Sanofi ADR	1.9	Reckitt Benckiser	1.6	McDonalds	0.9
Sysco	1.9	State Street	1.6	Linde	0.9

Geographical weightings of the fund in %*



Sector weightings of the fund in %*



Geographical weightings*

in %	Fund	Bench mark
United States	86.9	98.4
United Kingdom	3.1	0.0
Canada	2.6	0.0
Switzerland	2.1	0.7
China	1.4	0.1
Belgium	0.9	0.0
Netherlands	0.5	0.0
Ireland	0.0	0.8
Jersey	0.0	0.1
Cash	2.5	0.0

Sector weightings*

in %	Fund	Bench mark
Financials	19.2	15.6
Health Care	17.5	15.9
Consumer Staples	11.0	8.3
Information Technology	10.8	22.3
Energy	9.6	6.5
Industrials	9.2	8.4
Communication Services	8.6	4.0
Consumer Discretionary	5.0	8.2
Others	6.6	10.7
Cash	2.5	0.0

Financial characteristics*

Average weighted market capitalisation	USD 239.99 bn
Median market capitalisation	USD 51.66 bn

NAV and fees

Current NAV

USD 64.77

12 month price high

USD 68.79 (20/02/2025)

12 month price low

USD 59.04 (19/04/2024)

Minimum investment ²

USD 1,500

Entry charge

Up to 5.00%

Annual management fee

1.4%

Ongoing costs ³

1.72%

3 year characteristics**

Alpha	-2.07
Beta	0.89
Correlation	0.91
Information ratio	-0.43
Sharpe ratio	0.08
Tracking error in %	7.23
Volatility in %	16.61

For detailed information about the 3 year characteristics please see <http://assets.invescohub.com/invesco-eu/glossary.pdf>.

Source: *Invesco. Costs may increase or decrease as result of currency and exchange rate fluctuations. Consult the legal documents for further information on costs. Portfolio weightings and allocations are subject to change. The weightings for each breakdown are rounded to the nearest tenth or hundredth of a percent; therefore, the aggregate weights for each breakdown may not equal 100%. The top 10 overweight and underweight positions represent the largest weighting differences between the fund and the benchmark. **Morningstar.

Invesco US Value Equity Fund

A-SD Shares

31 March 2025

Important Information

¹Previous Benchmark: S&P 500 (TR) up to 20 December 2019.

²The minimum investment amounts are: USD 1,500 / EUR 1,000 / GBP 1,000 / CHF 1,500 / SEK 10,000. Please contact us or refer to the most up to date Prospectus for details of minimum investment amounts in other currencies.

³The Ongoing costs represent management fee and operating fee of the Share class (including the operational expenses of the underlying funds). It excludes portfolio transaction costs. It is a percentage of the value of your investment per year. This is an estimate based on actual costs over the last year, or on expected costs if newly launched. For the ongoing charges calculated under the UCITS KIID UK methodology, please refer to the UK UCITS KIID available on the website here: <https://www.invesco.co.uk/uk/resources/literature>

This marketing communication is directed at retail clients in the UK and Professional investors in Jersey and Guernsey. Investors should read the legal documents prior to investing. Data as at 31 March 2025, unless otherwise stated.

This is marketing material and not financial advice. It is not intended as a recommendation to buy or sell any particular asset class, security or strategy. Regulatory requirements that require impartiality of investment/investment strategy recommendations are therefore not applicable nor are any prohibitions to trade before publication. Views and opinions are based on current market conditions and are subject to change. For information on our funds and the relevant risks, refer to the Key Information Documents/Key Investor Information Documents (local languages) and Prospectus (English, French, German, Spanish, Italian), and the financial reports, available from www.invesco.eu. A summary of investor rights is available in English from www.invescomanagementcompany.lu. The management company may terminate marketing arrangements. Not all share classes of this fund may be available for public sale in all jurisdictions and not all share classes are the same nor do they necessarily suit every investor. If investors are unsure if this product is suitable for them, they should seek advice from a financial adviser. Whilst the fund manager considers ESG aspects they are not bound by any specific ESG criteria and have the flexibility to invest across the ESG spectrum from best to worst in class.

© 2025 Morningstar. All rights reserved. The information contained herein: (1) is proprietary to Morningstar and/or its content providers; (2) may not be copied or distributed; and (3) is not warranted to be accurate, complete or timely. Neither Morningstar nor its content providers are responsible for any damages or losses arising from any use of this information.

Issued by Invesco Management S.A., President Building, 37A Avenue JF Kennedy, L-1855 Luxembourg, regulated by the Commission de Surveillance du Secteur Financier, Luxembourg. **Jersey:** Consent under the Control of Borrowing (Jersey) Order 1958 (the "COBO Order") has not been obtained for the circulation of this document. The offer that is the subject of this document may only be made in Jersey where it is valid in the United Kingdom. **In Guernsey the fund can only be promoted to Professional Clients.**